

# EDMONTON ELKS GAME NOTES

WEEK 16A @ TORONTO ARGONAUTS

## THE COACHES

<b>EDM</b>	Jaime Elizondo (1st season)	vs. TOR: first meeting Career: 2-10-0 (reg.)
<b>TOR</b>	Ryan Dinwiddie (1st season)	vs. EDM: first meeting Career: 9-4-0 (reg.)

## NEED TO KNOW

### LINEUP MOVES

- The Elks emerged from their Saturday afternoon game with the Roughriders with little to no injury trouble.
- Aaron Grymes, who left the game Saturday with an ankle injury, is in the lineup against Toronto.
- In addition to Grymes being good to go, injured players Derel Walker (WR) and James Wilder Jr. (RB) draw back into the lineup after missing the last two games against Saskatchewan.
- Wilder Jr. will be back atop the Elks running back depth chart, slotting in ahead of Walter Fletcher.
- On defence, Thomas Costigan returns after missing the last three games of the season.
- Two names who remain out this week are Greg Ellingson (WR) and Mike Moore (DL). Both remain on the team's one-game injured list.

### CORNELIUS CONTINUES

- Taylor Cornelius will once again be under centre for the Elks Tuesday night. It'll mark the Oklahoma State product's fifth consecutive start for Edmonton.
- Cornelius has combined for six touchdown passes and just one interception over his four-game starter streak.
- He surpassed former Elks starter Trevor Harris in 2021 Elks passing yards last week (1,608 vs. 1,568).




### RECENT STRUGGLES

- Edmonton comes into the game looking to snap an eight-game losing streak after starting the season 2-2.
- The Elks current streak is tied for the second longest losing streak in franchise history.
- The Green and Gold have dropped eight consecutive games two other times (August 11 – September 26, 1971 and July 13 – September 7, 2013).
- Edmonton's longest losing streak is 13 games, stretching from September 21, 1963 – September 4, 1964.

### CROSS-CANADA TOUR

- After a weekend stay in Regina following their 29-24 loss to the Riders, the Elks flew to Toronto Monday morning.
- The Elks have now covered 2,725 kilometres of their 6,891-kilometre trip.
- Edmonton heads to Vancouver on Wednesday morning, before concluding their 2021 season Friday night against the Lions at B.C. Place Stadium.

## GAME DETAILS

	Tuesday, November 16 BMO Field Toronto, ON
	TSN Rod Smith (PBP), Duane Forde (Colour), Matthew Scianitti (Sideline)
	103.9 CISN Morley Scott (PBP), Dave Campbell (Colour), Blake Dermott (Analyst)

## 2021 SCHEDULE (2-10-0)

WEEK	DATE	OPPONENT	SCORE/TIME
1	Sat., Aug. 7	vs. Ottawa	16-12 L
2	Sat., Aug. 14	vs. Montreal	30-13 L
4	Thu., Aug. 19	@ B.C.	21-16 W
5	Mon., Sept. 6	@ Calgary	32-20 W
6	Sat., Sept. 11	vs. Calgary	32-16 L
7	Sat., Sept. 18	vs. Winnipeg	37-22 L
9	Thu., Sept. 28	@ Ottawa	34-24 L
10	Fri., Oct. 8	@ Winnipeg	30-3 L
11	Fri., Oct. 15	vs. Winnipeg	26-16 L
13	Fri., Oct. 29	vs. Hamilton	39-23 L
14	Fri., Nov. 5	vs. Saskatchewan	19-17 L
15	Sat., Nov. 13	@ Saskatchewan	29-24 L
16	Tue., Nov. 16	@ Toronto	5:30 p.m. MT
16	Fri., Nov. 19	@ B.C.	8:30 p.m. MT

**NOTES:** Edmonton's Week 16 game @ TOR was originally scheduled for Week 4 (Thu., Aug. 26). EDM and SSK also swapped home dates as part of the rescheduling.

## THE SERIES

	32-16-1 in Edmonton Streak: 6 wins   8-2-0 in last 10 Last: 26-0 W / July 25, 2019
	21-28-0 in Toronto Streak: 1 win   5-5-0 in last 10 Last: 41-26 W / Aug. 16, 2019
	53-44-1 all-time Streak: 3 wins   7-3-0 in last 10 Last: 41-26 W / Aug. 16, 2019

**2021 STARTERS (DEFENCE)**

WK	CB	HB	FS	HB	CB	WLB	MLB	SLB	DE	DT	DT	DE
1	Mincy	Washington	Hutter	Grymes	Rose	Morgan	Bierria	Walker	Betts	Ceresena	Moore	Boateng
2	Mincy	Washington	Blake	Grymes	Rose	Morgan	Bierria	Williams	Betts	Ceresena	Moore	Boateng
3	Mincy	Washington	Hoover	Grymes	Rose	Morgan	Bierria	Williams	Betts	Ceresena	Moore	Costigan
5	Mincy	Washington	Hoover	Williams	Rose	Morgan	Clements	Walker	Betts	Ceresena	Moore	Boateng
6	Mincy	Washington	Hoover	Grymes	Rose	Morgan	Bierria	Williams	Betts	Ceresena	Moore	Boateng
7	Mincy	Washington	Hoover	Grymes	Rose	Morgan	Bierria	Moncrief	Betts	Ceresena	Moore	Costigan
9	Mincy	Washington	Hoover	Grymes	Rose	Morgan	Bierria	Moncrief	Costigan	Ceresena	Moore	Boateng
10	Mincy	Washington	Hoover	Grymes	Rose	Morgan	Bierria	Moncrief	Betts	Ceresena	Moore	Boateng
11	Mincy	Washington	Hoover	Grymes	Rose	Morgan	Bierria	Moncrief	Betts	Ceresena	Moore	Boateng
13	Lyon	Washington	Hoover	Grymes	Rose	Morgan	Bierria	Moncrief	Betts	Rector	Moore	Boateng
14	Lyon	Washington	Hoover	Grymes	Rose	Clements	Bierria	Moncrief	Moore	Ceresena	Nelson	Boateng
15	Lyon	Washington	Hoover	Grymes	Rose	Morgan	Bierria	Moncrief	Simmons	Ceresena	Nelson	Boateng
16	@	TOR	Nov.	16								
16	@	BC	Nov.	19								

**2021 STARTERS (OFFENCE)**

WK	WR	SB	R	SB	WR	LT	LG	C	RG	RT	RB	FB	QB
1	Walker	Ellingson	E. Edwards	Jones	Ross	Demery	Ruby	Beard	O'Donnell	Renfrow	Wilder	Tuck	Harris
2	Walker	Ellingson	E. Edwards	Jones	Ross	Demery	Ruby	Beard	O'Donnell	Renfrow	Wilder	Tuck	Harris
3	Walker	Ellingson	Smith	Jones	Ross	Saxelid	Ruby	Beard	O'Donnell	Renfrow	Wilder	Green	Harris
5	Walker	Ellingson	Tolliver	Jones	E. Edwards	Wesley	Saxelid	Beard	O'Donnell	Renfrow	Wilder	Green	Harris
6	Walker	Ellingson	Ross	Jones	E. Edwards	Wesley	Saxelid	Beard	O'Donnell	Renfrow	Wilder	Tuck	Harris
7	Walker	Ellingson	Ross	Jones	Smith	Rogers	Jack-Kurdyla	Beard	O'Donnell	Saxelid	Wilder	Tuck	Cornelius
9	Walker	Ellingson	Ross	Jones	Smith	Rogers	Jack-Kurdyla	Higby	O'Donnell	Saxelid	Wilder	Tuck	Cornelius
10	Walker	Ellingson	Ross	Jones	Smith	Rogers	Jack-Kurdyla	Beard	O'Donnell	Saxelid	Wilder	Tuck	Harris
11	Walker	Ellingson	Ross	Jones	Smith	Saxelid	Jack-Kurdyla	Beard	O'Donnell	Renfrow	Wilder	Tuck	Cornelius
13	Walker	Ellingson	Tolliver	Jones	Smith	Saxelid	Jack-Kurdyla	Beard	O'Donnell	Renfrow	Wilder	Tuck	Cornelius
14	A. Edwards	Ross	Tolliver	Jones	Smith	Saxelid	Jack-Kurdyla	Beard	O'Donnell	Nielsen	Fletcher	Tuck	Cornelius
15	A. Edwards	E. Edwards	Tolliver	Ross	Smith	Saxelid	Jack-Kurdyla	Beard	O'Donnell	Nielsen	Fletcher	Tuck	Cornelius
16	@	TOR	Nov.	16									
16	@	BC	Nov.	19									

**2021 STARTERS (SPECIALS)**

WK	K	P	LS	RET
1	Whyte	O'Neill	Rempel	Williams
2	Whyte	O'Neill	Rempel	Williams
3	Whyte	O'Neill	Rempel	Williams
5	Whyte	O'Neill	Rempel	Williams
6	Whyte	O'Neill	Rempel	E. Edwards
7	Whyte	O'Neill	Rempel	E. Edwards
9	Whyte	O'Neill	Rempel	Williams

**2021 STARTERS (SPECIALS)**

WK	K	P	LS	RET
10	Whyte	O'Neill	Rempel	Williams
11	Whyte	O'Neill	Bedard	Williams
13	Whyte	O'Neill	Bedard	Williams
14	Whyte	O'Neill	Bedard	Williams
15	Whyte	O'Neill	Bedard	E. Edwards
16	@	TOR	Nov.	16
16	@	BC	Nov.	19



### 2021 LEADERS (PER GAME)

WEEK	VS.	RUSHES	RUSHING YDS	CATCHES	REC. YDS	TACKLES	ST TACKLES
1	vs. OTT	Wilder - 15	Wilder - 89	Wilder - 9	Walker - 98	Grymes - 7	McDonald - 4
2	vs. MTL	Wilder - 15	Wilder - 85	Jones/Walker - 5	Walker - 76	Rose/Bierria - 6	O'Neill - 2
4	@ B.C.	Wilder - 22	Wilder - 127	Ellingson - 9	Ellingson - 148	Grymes - 5	Morgan - 2
5	@ CGY	Wilder - 12	Wilder - 65	Ellingson - 7	Jones - 107	Clements - 8	7 players - 1
6	vs. CGY	Wilder - 11	Wilder - 62	Walker - 5	Walker - 43	Williams - 10	Pittman - 3
7	vs. WPG	Wilder - 14	Wilder - 71	Jones - 5	Jones - 60	Washington - 6	McDonald - 4
9	@ OTT	Wilder - 14	Wilder - 89	Ellingson - 7	Ellingson - 126	Bierria - 8	Green - 3
10	@ WPG	Wilder - 11	Wilder - 43	4 players - 3	Ellingson - 39	Hoover - 9	6 players - 1
11	vs. WPG	Wilder - 11	Wilder - 44	Walker - 4	Ellingson - 67	Morgan - 7	Fletcher/Philip - 2
13	vs. HAM	Wilder & Prukop - 8	Wilder - 39	Ellingson - 7	Ellingson - 101	Lyon - 6	Green - 2
14	vs. SSK	Fletcher - 14	Fletcher - 74	Fletcher - 5	Tolliver - 75	Washington - 7	3 players - 2
15	@ SSK	Fletcher - 20	Fletcher - 88	Fletcher & Tolliver - 5	Tolliver - 98	Morgan - 6	3 players - 2
16	@ TOR	Nov.	16				
16	@ B.C.	Nov.	19				

### 2021 LEADERS (SEASON)

PASSING	GP	COMP-ATT / %	YARDS	TD	INT	EFFIC	INT %	AVG			
CORNELIUS, Taylor	7	124-204 / 60.8	1608	9	7	86.0	3.4	7.9			
HARRIS, Trevor	6	135-192 / 70.3	1568	6	5	94.3	2.6	8.2			
PRUKOP, Dakota	1	1-2 / 50	0	0	0	43.8	0	0			
RUSHING	GP	CARRIES	YARDS	AVG	LG	TD	10	20			
WILDER, James	10	133	714	5.4	29	2	25	4			
FLETCHER, Walter	8	48	206	4.3	29	0	5	1			
CORNELIUS, Taylor	9	19	117	6.2	15	0	5	0			
RECEIVING	GP	REC-ATT	YARDS	YAC	AVG	LG	TD	30			
ELLINGSON, Greg	10	47-69	687	213	14.6	52	1	4			
WALKER, Derel	10	40-75	468	195	11.7	41	0	3			
JONES, Mike	11	29-41	394	78	13.6	52	2	4			
RETURNS	GP	PR	YARDS	AVG	LG	TD	KOR	YARDS	AVG	LG	TD
WILLIAMS, Terry	9	34	240	7.1	21	0	27	493	18.3	34	0
FG / CONVERTS	GP	FGA	MD	%	LG	<20	20-29	30-39	40-49	>=50	CVT
WHYTE, Sean	12	29	25	86.2	52	3	5	9	5	3	14/14
PUNTS / KO	GP	PUNTS	YARDS	AVG	LG	S	KO	YDS	AVG	LG	S
O'NEILL, Hugh	12	86	3700	43.0	65	1	37	2330	63.0	85	1
DEF. TACKLES	ST TACKLES	SACKS	INT	FORCED FUMBLE							
MORGAN - 52	McDONALD - 14	MONCRIEF - 4	WASHINGTON - 3	RECTOR - 2							
WASHINGTON - 50	GREEN - 14	COSTIGAN - 4	LYON - 2	WASHINGTON - 1							
GRYMES - 47	MORGAN - 6	CERESNA - 4	HOOVER - 1	MORGAN - 1							
BIERRIA - 43	FLETCHER - 5	RECTOR - 3		FLETCHER - 1							
HOOVER - 36	HOOVER - 4	BOATENG - 3		WILLIAMS - 1							
CERESNA - 28	BLAKE - 4	MOORE - 2									
WILLIAMS - 27	TUCK & PHILIP - 4	BIERRIA - 2									



## WEEK 1 (vs. OTT)

SATURDAY, AUG. 7

Attendance: 30,302

	1st	2nd	3rd	4th	FINAL
<b>OTT</b>	3	3	0	10	<b>16</b>
<b>EDM</b>	3	6	3	0	<b>12</b>

### SCORING SUMMARY

#### 1<sup>ST</sup> QUARTER

9:41 | S. WHYTE Field Goal (12 yds)----- 3-0 EDM  
 2:38 | L. WARD Field Goal (52 yds) ----- 3-3

#### 2<sup>ND</sup> QUARTER

3:28 | S. WHYTE Field Goal (52 yds)----- 6-3 EDM  
 0:36 | L. WARD Field Goal (21 yds)----- 6-6  
 0:07 | S. WHYTE Field Goal (48 yds)----- 9-6 EDM

#### 3<sup>RD</sup> QUARTER

10:20 | S. WHYTE Field Goal (43 yds)----- 12-6 EDM

#### 4<sup>TH</sup> QUARTER

13:46 | L. WARD Field Goal (51 yds)----- 12-9 EDM  
 10:22 | T. HARRIS Pass Intercepted by A. KANNEH at O8  
 (returned 102 yds) - TD; convert kick good----- **16-12 OTT**

### TEAM STATISTICS

**OTT**                      **EDM**

#### OFFENCE

127 --- YARDS --- 443  
 24:04 --- POSSESSION TIME --- 35:56  
 7 - 87 - 12.4 --- 1ST DOWN (NO - YARDS - AVG) --- 26 - 290 - 11.2  
 19 - 3 - 0.2 --- 2ND DOWN (NO - YARDS - AVG) --- 26 - 122 - 4.7  
 2 - 4 - 2.0 --- 3RD DOWN (NO - YARDS - AVG) --- 2 - 11 - 5.5

#### RUSHING

16 --- ATTEMPTS --- 21  
 56 --- YARDS --- 110  
 3.5 --- AVERAGE --- 5.2  
 0 --- TOUCHDOWNS --- 0

#### PASSING

20 --- ATTEMPTS --- 44  
 12 --- COMPLETIONS --- 33  
 71 --- YARDS --- 333  
 3.6 --- AVERAGE --- 7.6  
 23 --- YARDS AFTER CATCH --- 156  
 0 --- INTERCEPTIONS --- 3  
 0 --- TOUCHDOWNS --- 0  
 15 --- LONG --- 35  
 60.0% --- COMPLETION % --- 75.0%  
 66.88 --- EFFICIENCY --- 67.71

#### TURNOVERS

1 --- FUMBLES --- 0  
 0 --- INTERCEPTIONS --- 3  
 0 --- DOWNS --- 0

#### PENALTIES

5 - 55 --- TOTAL PENALTIES (NO - YARDS) --- 6 - 55  
 1 - 5 --- OFFENCE (NO - YARDS) --- 4 - 30  
 1 - 15 --- DEFENCE (NO - YARDS) --- 0 - 0  
 3 - 35 --- SPECIAL TEAMS (NO - YARDS) --- 2 - 25

#### DEFENCE

57 --- DEFENSIVE TACKLES --- 36  
 10 --- SPECIAL TEAMS TACKLES --- 11  
 67 --- TOTAL TACKLES --- 47  
 3 --- QB SACKS --- 5  
 0 --- FORCED FUMBLES --- 0  
 1 --- PASS KNOCKDOWNS --- 1



## WEEK 2 (vs. MTL)

SATURDAY, AUG. 14

Attendance: 25, 516

	1st	2nd	3rd	4th	FINAL
<b>MTL</b>	7	13	0	10	<b>30</b>
<b>EDM</b>	3	0	3	7	<b>13</b>

### SCORING SUMMARY

#### 1<sup>ST</sup> QUARTER

7:39 | S. WHYTE Field Goal (11 yds)----- 3-0 EDM  
 0:04 | V. ADAMS Completed Pass to J. WIENEKE, caught at E3  
 (42 yds, 3 YAC); convert kick good----- 7-3 MTL

#### 2<sup>ND</sup> QUARTER

5:46 | D. COTE Field Goal (23 yds)----- 10-3 MTL  
 4:40 | H. O'NEILL Punt (49 yds), Returned by M. ALFORD from  
 M24 (86 yds) - TD; convert kick good----- 17-3 MTL  
 1:10 | D. COTE Field Goal (47 yds)----- 20-3 MTL

#### 3<sup>RD</sup> QUARTER

0:25 | S. WHYTE Field Goal (37 yds)----- 20-6 MTL

#### 4<sup>TH</sup> QUARTER

11:19 | D. COTE Field Goal (42 yds)----- 23-6 MTL  
 6:27 | V. ADAMS Completed Pass to B. CUNNINGHAM,  
 caught at E3 (14 yds, 3 YAC) - TD; convert kick good----- 30-6 MTL  
 1:38 | T. HARRIS Completed Pass to S. ROSS, caught at M0 (11  
 yds, 0 YAC) - TD; convert kick good----- **30-13 MTL**

### TEAM STATISTICS

**MTL**                      **EDM**

#### OFFENCE

365 --- YARDS --- 339  
 32:26 --- POSSESSION TIME --- 27:34  
 19 - 184 - 9.7 --- 1ST DOWN (NO - YARDS - AVG) --- 23 - 315 - 13.7  
 22 - 164 - 7.5 --- 2ND DOWN (NO - YARDS - AVG) --- 22 - 84 - 3.8  
 1 - 2 - 2.0 --- 3RD DOWN (NO - YARDS - AVG) --- 3 - -19 - -6.3

#### RUSHING

29 --- ATTEMPTS --- 22  
 154 --- YARDS --- 106  
 5.3 --- AVERAGE --- 4.8  
 0 --- TOUCHDOWNS --- 0

#### PASSING

21 --- ATTEMPTS --- 29  
 13 --- COMPLETIONS --- 19  
 211 --- YARDS --- 233  
 10.0 --- AVERAGE --- 8.0  
 31 --- YARDS AFTER CATCH --- 54  
 0 --- INTERCEPTIONS --- 0  
 2 --- TOUCHDOWNS --- 1  
 53 --- LONG --- 41  
 61.9% --- COMPLETION % --- 65.5%  
 127.28 --- EFFICIENCY --- 101.65

#### TURNOVERS

3 --- FUMBLES --- 1  
 0 --- INTERCEPTIONS --- 0  
 0 --- DOWNS --- 2

#### PENALTIES

10 - 121 --- TOTAL PENALTIES (NO - YARDS) --- 2 - 20  
 2 - 10 --- OFFENCE (NO - YARDS) --- 1 - 10  
 5 - 81 --- DEFENCE (NO - YARDS) --- 0 - 0  
 3 - 30 --- SPECIAL TEAMS (NO - YARDS) --- 1 - 10

#### DEFENCE

42 --- DEFENSIVE TACKLES --- 40  
 7 --- SPECIAL TEAMS TACKLES --- 6  
 49 --- TOTAL TACKLES --- 46  
 4 --- QB SACKS --- 1  
 0 --- FORCED FUMBLES --- 1  
 4 --- PASS KNOCKDOWNS --- 2



WEEK 3 (@ BC)

THURSDAY, AUG. 19

Attendance: 12,500

Scoreboard table for Week 3 showing scores for EDM and BC in each quarter and final score.

SCORING SUMMARY

1ST QUARTER

14:01 | J. CAMACHO field goal (49 yds)----- 3-0 BC
10:20 | S. FLINTOFT punt single (68 yds)----- 4-0 BC
8:00 | S. WHYTE field goal (52 yds)----- 4-3 BC

2ND QUARTER

10:40 | T. HARRIS Completed Pass to M. JONES, caught at B0 (10 yds, 0 YAC) - TD; convert kick good----- 10-4 EDM
3:00 | S. FLINTOFT Team Loss (1 yds) - safety----- 12-4 EDM
0:03 | S. WHYTE field goal (24 yds)----- 15-4 EDM

3RD QUARTER

11:54 | S. WHYTE Field Goal (51 yds)----- 18-4 EDM
8:19 | J. CAMACHO field goal (43 yds)----- 18-7 EDM
3:18 | M. REILLY Run QB Sneak (1 yds) - TD; missed 2-pt----- 18-13 EDM

4TH QUARTER

10:55 | J. CAMACHO field goal (29 yds)----- 18-16 EDM
8:27 | S. WHYTE Field Goal (38 yds)----- 21-16 EDM

TEAM STATISTICS

EDM BC

OFFENCE

433 --- YARDS --- 184
32:44 --- POSSESSION TIME --- 27:16
26 - 277 - 10.7 --- 1ST DOWN (NO - YARDS - AVG) --- 14 - 138 - 9.9
22 - 205 - 9.3 --- 2ND DOWN (NO - YARDS - AVG) --- 18 - 84 - 4.7
2 - 0 - 0.0 --- 3RD DOWN (NO - YARDS - AVG) --- 1 - 0 - 0.0

RUSHING

27 --- ATTEMPTS --- 13
137 --- YARDS --- 56
5.1 --- AVERAGE --- 4.3
0 --- TOUCHDOWNS --- 1

PASSING

31 --- ATTEMPTS --- 24
26 --- COMPLETIONS --- 15
296 --- YARDS --- 128
9.5 --- AVERAGE --- 5.3
119 --- YARDS AFTER CATCH --- 27
1 --- INTERCEPTIONS --- 0
1 --- TOUCHDOWNS --- 0
37 --- LONG --- 26
83.9% --- COMPLETION % --- 62.5%
109.07 --- EFFICIENCY --- 76.39

TURNOVERS

1 --- FUMBLES --- 0
1 --- INTERCEPTIONS --- 0
1 --- DOWNS --- 0

PENALTIES

10 - 137 --- TOTAL PENALTIES (NO - YARDS) --- 13 - 128
1 - 10 --- OFFENCE (NO - YARDS) --- 5 - 41
5 - 100 --- DEFENCE (NO - YARDS) --- 5 - 60
4 - 27 --- SPECIAL TEAMS (NO - YARDS) --- 3 - 27

DEFENCE

29 --- DEFENSIVE TACKLES --- 51
5 --- SPECIAL TEAMS TACKLES --- 5
34 --- TOTAL TACKLES --- 56
3 --- QB SACKS --- 0
0 --- FORCED FUMBLES --- 0
2 --- PASS KNOCKDOWNS --- 2



WEEK 5 (@ CGY)

MONDAY, SEPT. 6

Attendance: 31,039

Scoreboard table for Week 5 showing scores for EDM and CGY in each quarter and final score.

SCORING SUMMARY

1ST QUARTER

11:42 | R. PAREDES field goal (38 yds)----- 3-0 CGY
7:42 | T. HARRIS Completed Pass to E. EDWARDS, caught at C10 (45 yds, 10 YAC) - TD; convert good----- 7-3 EDM

2ND QUARTER

9:54 | T. HARRIS Completed Pass to J. TOLLIVER, caught at C0 (6 yds, 0 YAC) - TD; convert kick good----- 14-3 EDM
5:16 | K. CAREY Run (13 yds) - TD; convert kick good----- 14-10 EDM

3RD QUARTER

6:46 | J. MAIER Completed Pass to M. AMBLES, caught at E0 (9 yds, 0 YAC) - TD; convert kick good----- 17-14 CGY
4:32 | S. WHYTE field goal (36 yds)----- 17-17

4TH QUARTER

14:45 | R. PAREDES field goal (17 yds)----- 20-17 CGY
8:33 | T. HARRIS Completed Pass to J. WILDER, caught at C6 (10 yds, 6 YAC) - TD, convert kick good----- 24-20 EDM
3:04 | T. HARRIS Completed Pass to M. JONES, caught at C20 (52 yds, 20 YAC) - TD; convert kick good----- 31-20 EDM
2:39 | H. O'NEILL Kickoff (85 yds) - single----- 32-20 EDM

TEAM STATISTICS

EDM CGY

OFFENCE

480 --- YARDS --- 385
31:14 --- POSSESSION TIME --- 28:46
26 - 331 - 12.7 --- 1ST DOWN (NO - YARDS - AVG) --- 26 - 220 - 8.5
23 - 188 - 8.2 --- 2ND DOWN (NO - YARDS - AVG) --- 24 - 220 - 9.2
2 - 6 - 3.0 --- 3RD DOWN (NO - YARDS - AVG) --- 2 - 13 - 6.5

RUSHING

16 --- ATTEMPTS --- 10
82 --- YARDS --- 57
5.1 --- AVERAGE --- 5.7
0 --- TOUCHDOWNS --- 1

PASSING

41 --- ATTEMPTS --- 46
31 --- COMPLETIONS --- 29
398 --- YARDS --- 328
9.7 --- AVERAGE --- 7.1
144 --- YARDS AFTER CATCH --- 85
0 --- INTERCEPTIONS --- 0
4 --- TOUCHDOWNS --- 1
52 --- LONG --- 29
75.6% --- COMPLETION % --- 63.0%
138.06 --- EFFICIENCY --- 91.58

TURNOVERS

0 --- FUMBLES --- 0
0 --- INTERCEPTIONS --- 0
0 --- DOWNS --- 1

PENALTIES

12 - 161 --- TOTAL PENALTIES (NO - YARDS) --- 10 - 105
1 - 5 --- OFFENCE (NO - YARDS) --- 2 - 25
6 - 106 --- DEFENCE (NO - YARDS) --- 5 - 45
5 - 50 --- SPECIAL TEAMS (NO - YARDS) --- 3 - 35

DEFENCE

38 --- DEFENSIVE TACKLES --- 42
7 --- SPECIAL TEAMS TACKLES --- 5
45 --- TOTAL TACKLES --- 47
1 --- QB SACKS --- 0
0 --- FORCED FUMBLES --- 0
6 --- PASS KNOCKDOWNS --- 2





WEEK 6 (vs. CGY) SATURDAY, SEPT. 11 Attendance: 33,493

Table with 6 columns: Team, 1st, 2nd, 3rd, 4th, FINAL. Rows for CGY and EDM.

SCORING SUMMARY

1st QUARTER 6:40 | S. WHYTE field goal (30 yds)----- 3-0 EDM 1:50 | R. PAREDES field goal (42 yds)----- 3-3 2nd QUARTER 15:00 | S. WHYTE field goal (41 yds)----- 6-3 EDM 7:03 | R. PAREDES field goal (46 yds)----- 6-6 1:26 | R. PAREDES field goal (44 yds)----- 9-6 CGY 3rd QUARTER 11:24 | J. MAIER Run (2 yds) - TD; convert kick good----- 16-6 CGY 4:58 | R. PAREDES field goal (35 yds)----- 19-6 CGY 0:10 | S. WHYTE field goal (23 yds)----- 19-9 CGY 4th QUARTER 14:28 | B. MITCHELL Pass Intercepted by T. WASHINGTON at C47 (returned 47 yds) - TD; convert kick good----- 19-16 CGY 8:37 | R. PAREDES field goal (43 yds)----- 22-16 CGY 0:59 | R. PAREDES field goal (41 yds)----- 25-16 CGY 0:20 | B. MITCHELL Completed Pass to K. JORDEN, caught at E13 (50 yds, 13 YAC) - TD; convert kick good----- 32-16 CGY

TEAM STATISTICS

CGY EDM OFFENCE 350 --- YARDS --- 305 33:20 --- POSSESSION TIME --- 26:40 21 - 182 - 8.7 --- 1ST DOWN (NO - YARDS - AVG) --- 12 - 119 - 9.9 24 - 135 - 5.6 --- 2ND DOWN (NO - YARDS - AVG) --- 22 - 153 - 7.0 1 - 4 - 4.0 --- 3RD DOWN (NO - YARDS - AVG) --- 0 - 0 - 0.0 RUSHING 16 --- ATTEMPTS --- 17 74 --- YARDS --- 84 4.6 --- AVERAGE --- 4.9 1 --- TOUCHDOWNS --- 0 PASSING 43 --- ATTEMPTS --- 25 23 --- COMPLETIONS --- 17 276 --- YARDS --- 221 6.4 --- AVERAGE --- 8.8 92 --- YARDS AFTER CATCH --- 74 1 --- INTERCEPTIONS --- 1 1 --- TOUCHDOWNS --- 0 50 --- LONG --- 33 53.5% --- COMPLETION % --- 68.0% 71.46 --- EFFICIENCY --- 78.92 TURNOVERS 2 --- FUMBLES --- 2 1 --- INTERCEPTIONS --- 1 0 --- DOWNS --- 0 PENALTIES 12 - 110 --- TOTAL PENALTIES (NO - YARDS) --- 12 - 125 5 - 35 --- OFFENCE (NO - YARDS) --- 5 - 40 2 - 25 --- DEFENCE (NO - YARDS) --- 2 - 15 5 - 50 --- SPECIAL TEAMS (NO - YARDS) --- 5 - 70 DEFENCE 40 --- DEFENSIVE TACKLES --- 39 11 --- SPECIAL TEAMS TACKLES --- 9 51 --- TOTAL TACKLES --- 48 7 --- QB SACKS --- 1 2 --- FORCED FUMBLES --- 2 2 --- PASS KNOCKDOWNS --- 10

WEEK 7 (vs. WPG) SATURDAY, SEPT. 18 Attendance: 23,310

Table with 6 columns: Team, 1st, 2nd, 3rd, 4th, FINAL. Rows for WPG and EDM.

SCORING SUMMARY

1st QUARTER 10:45 | Z. COLLAROS Completed Pass to D. ADAMS, caught at E0 (12 yds, 0 YAC) - TD; convert kick good----- 7-0 WPG 5:20 | N. DEMSKI Run (21 yds) - TD; convert kick good----- 14-0 WPG 2nd QUARTER 8:02 | J. WILDER Run (9 yds) - TD; convert kick good----- 14-7 WPG 1:25 | A. MOURTADA field goal miss (28 yds) - single----- 15-7 WPG 0:27 | S. WHYTE field goal (44 yds)----- 15-10 WPG 3rd QUARTER 12:59 | J. WILDER Run (19 yds) - TD; convert kick good----- 16-15 EDM 8:52 | T. CORNELIUS Pass Intercepted by D. ALFORD at E20 (returned 20 yds) - TD; 2-pt convert good----- 23-16 WPG 4:44 | S. WHYTE field goal (32 yds)----- 23-19 WPG 1:22 | T. CORNELIUS Sacked by W. JEFFERSON (1 yds), T. CORNELIUS Team Loss (-1 yds), Fumble forced by W. JEFFERSON, Lost, Recovered by A. BIGHILL at E3 (3 yds) - TD; convert kick good----- 30-19 WPG 4th QUARTER 9:25 | S. WHYTE field goal (20 yds)----- 30-22 WPG 3:24 | S. MCGUIRE Run QB Sneak (1 yds) - TD; convert kick good----- 37-22 WPG

TEAM STATISTICS

WPG EDM OFFENCE 378 --- YARDS --- 377 32:48 --- POSSESSION TIME --- 27:12 20 - 251 - 12.6 --- 1ST DOWN (NO - YARDS - AVG) --- 18 - 217 - 12.1 19 - 133 - 7.0 --- 2ND DOWN (NO - YARDS - AVG) --- 20 - 158 - 7.9 1 - 2 - 2.0 --- 3RD DOWN (NO - YARDS - AVG) --- 3 - 11 - 3.7 RUSHING 24 --- ATTEMPTS --- 21 126 --- YARDS --- 134 5.2 --- AVERAGE --- 6.4 2 --- TOUCHDOWNS --- 2 PASSING 24 --- ATTEMPTS --- 33 19 --- COMPLETIONS --- 19 252 --- YARDS --- 243 10.5 --- AVERAGE --- 7.4 149 --- YARDS AFTER CATCH --- 113 1 --- INTERCEPTIONS --- 3 1 --- TOUCHDOWNS --- 0 33 --- LONG --- 30 79.2% --- COMPLETION % --- 57.6% 108.33 --- EFFICIENCY --- 42.87 TURNOVERS 2 --- FUMBLES --- 2 1 --- INTERCEPTIONS --- 3 0 --- DOWNS --- 0 PENALTIES 6 - 56 --- TOTAL PENALTIES (NO - YARDS) --- 9 - 90 1 - 10 --- OFFENCE (NO - YARDS) --- 3 - 20 2 - 20 --- DEFENCE (NO - YARDS) --- 3 - 37 3 - 26 --- SPECIAL TEAMS (NO - YARDS) --- 3 - 33 DEFENCE 37 --- DEFENSIVE TACKLES --- 40 11 --- SPECIAL TEAMS TACKLES --- 5 48 --- TOTAL TACKLES --- 45 1 --- QB SACKS --- 1 2 --- FORCED FUMBLES --- 1 3 --- PASS KNOCKDOWNS --- 2



## WEEK 9 (@ OTT)

TUESDAY, SEPT. 28

Attendance: 12,108

	1st	2nd	3rd	4th	FINAL
<b>EDM</b>	0	7	10	7	<b>24</b>
<b>OTT</b>	14	3	10	7	<b>34</b>

### SCORING SUMMARY

#### 1<sup>ST</sup> QUARTER

13:07 | C. EVANS Completed Pass to R. DAVIS, caught at E0 (20 yds, 0 YAC) - TD; convert kick good----- 7-0 OTT  
 10:46 | C. EVANS Completed Pass to T. FLANDERS, caught at E18 (15 yds, 15 YAC) - TD; convert kick good----- 14-0 OTT

#### 2<sup>ND</sup> QUARTER

7:52 | L. WARD field goal (15 yds)----- 17-0 OTT  
 2:11 | T. CORNELIUS Completed Pass to S. ROSS, caught at O25 (77 yds, 25 YAC) - TD; convert kick good----- 17-7 OTT

#### 3<sup>RD</sup> QUARTER

13:35 | H. O'NEILL Punt (48 yds), Returned by D. DEDMON from O37 (73 yds) - TD; convert kick good----- 24-7 OTT  
 9:45 | T. CORNELIUS Completed Pass to G. ELLINGSON, caught at O0 (18 yds, 0 YAC) - TD; convert kick good----- 24-14 OTT  
 4:15 | S. WHYTE field goal (48 yds)----- 24-17 OTT  
 1:14 | L. WARD field goal (32 yds)----- 27-17 OTT

#### 4<sup>TH</sup> QUARTER

6:05 | C. EVANS Completed Pass to K. STAFFORD, caught at E0 (7 yds, 0 YAC) - TD; convert kick good----- 34-17 OTT  
 2:29 | T. CORNELIUS Completed Pass to S. ROSS, caught at O0 (8 yds, 0 YAC) - TD; convert kick good----- **34-24 OTT**

### TEAM STATISTICS

EDM OTT

#### OFFENCE

450 --- YARDS --- 337  
 33:03 --- POSSESSION TIME --- 26:57  
 24 - 267 - 11.1 --- 1ST DOWN (NO - YARDS - AVG) --- 17 - 226 - 13.3  
 21 - 122 - 5.8 --- 2ND DOWN (NO - YARDS - AVG) --- 20 - 105 - 5.2  
 4 - 10 - 2.5 --- 3RD DOWN (NO - YARDS - AVG) --- 0 - 0 - 0.0

#### RUSHING

22 --- ATTEMPTS --- 24  
 116 --- YARDS --- 109  
 5.3 --- AVERAGE --- 4.5  
 0 --- TOUCHDOWNS --- 0

#### PASSING

33 --- ATTEMPTS --- 23  
 23 --- COMPLETIONS --- 16  
 334 --- YARDS --- 228  
 10.1 --- AVERAGE --- 9.9  
 92 --- YARDS AFTER CATCH --- 83  
 2 --- INTERCEPTIONS --- 0  
 3 --- TOUCHDOWNS --- 3  
 77 --- LONG --- 81  
 69.7% --- COMPLETION % --- 69.6%  
 107.39 --- EFFICIENCY --- 144.84

#### TURNOVERS

1 --- FUMBLES --- 0  
 2 --- INTERCEPTIONS --- 0  
 0 --- DOWNS --- 0

#### PENALTIES

7 - 68 --- TOTAL PENALTIES (NO - YARDS) --- 4 - 45  
 5 - 38 --- OFFENCE (NO - YARDS) --- 1 - 5  
 1 - 15 --- DEFENCE (NO - YARDS) --- 1 - 15  
 1 - 15 --- SPECIAL TEAMS (NO - YARDS) --- 2 - 25

#### DEFENCE

40 --- DEFENSIVE TACKLES --- 45  
 8 --- SPECIAL TEAMS TACKLES --- 12  
 48 --- TOTAL TACKLES --- 57  
 1 --- QB SACKS --- 4  
 0 --- FORCED FUMBLES --- 1  
 1 --- PASS KNOCKDOWNS --- 1



## WEEK 10 (vs. WPG)

FRIDAY, OCT. 8

Attendance: 27,388

	1st	2nd	3rd	4th	FINAL
<b>EDM</b>	0	3	0	0	<b>3</b>
<b>WPG</b>	9	2	6	13	<b>30</b>

### SCORING SUMMARY

#### 1<sup>ST</sup> QUARTER

8:20 | H. O'NEILL Team Loss (1 yds) - safety----- 2-0 WPG  
 3:40 | Z. COLLAROS Completed Pass to N. DEMSKI , caught at E0 (16 yds, 0 YAC) - TD; convert kick good----- 9-0 WPG

#### 2<sup>ND</sup> QUARTER

14:47 | H. O'NEILL Team Loss (4 yds) - safety----- 11-0 WPG  
 7:52 | S. WHYTE field goal (32 yds)----- 11-3 WPG

#### 3<sup>RD</sup> QUARTER

11:04 | A. MOURTADA field goal (24 yds)----- 14-3 WPG  
 3:54 | H. O'NEILL team loss (2 yds) - safety----- 16-3 WPG  
 1:16 | A. MOURTADA field goal miss (46 yds) - rouge----- 17-3 WPG

#### 4<sup>TH</sup> QUARTER

7:11 | A. HARRIS Run (13 yds) - TD; convert kick missed----- 23-3 WPG  
 2:06 | A. HARRIS Run (2 yds) - TD; convert kick good----- **30-3 WPG**

### TEAM STATISTICS

EDM WPG

#### OFFENCE

196 --- YARDS --- 401  
 23:21 --- POSSESSION TIME --- 36:39  
 11 - 96 - 8.7 --- 1ST DOWN (NO - YARDS - AVG) --- 23 - 202 - 8.8  
 23 - 92 - 4.0 --- 2ND DOWN (NO - YARDS - AVG) --- 25 - 222 - 8.9  
 4 - 19 - 4.8 --- 3RD DOWN (NO - YARDS - AVG) --- 2 - 0 - 0.0

#### RUSHING

14 --- ATTEMPTS --- 31  
 62 --- YARDS --- 194  
 4.4 --- AVERAGE --- 6.3  
 0 --- TOUCHDOWNS --- 2

#### PASSING

35 --- ATTEMPTS --- 28  
 15 --- COMPLETIONS --- 16  
 134 --- YARDS --- 207  
 3.8 --- AVERAGE --- 7.4  
 33 --- YARDS AFTER CATCH --- 89  
 1 --- INTERCEPTIONS --- 1  
 0 --- TOUCHDOWNS --- 1  
 37 --- LONG --- 28  
 42.9% --- COMPLETION % --- 57.1%  
 41.85 --- EFFICIENCY --- 77.53

#### TURNOVERS

1 --- FUMBLES --- 0  
 1 --- INTERCEPTIONS --- 1  
 3 --- DOWNS --- 1

#### PENALTIES

9 - 89 --- TOTAL PENALTIES (NO - YARDS) --- 3 - 30  
 2 - 7 --- OFFENCE (NO - YARDS) --- 1 - 15  
 2 - 41 --- DEFENCE (NO - YARDS) --- 2 - 15  
 5 - 41 --- SPECIAL TEAMS (NO - YARDS) --- 0 - 0

#### DEFENCE

45 --- DEFENSIVE TACKLES --- 33  
 6 --- SPECIAL TEAMS TACKLES --- 9  
 51 --- TOTAL TACKLES --- 42  
 0 --- QB SACKS --- 3  
 0 --- FORCED FUMBLES --- 0  
 7 --- PASS KNOCKDOWNS --- 6



WEEK 11 (vs. WPG)

FRIDAY, OCT. 15

Attendance: 24,276

Scoreboard table for Week 11 vs WPG showing scores for 1st, 2nd, 3rd, 4th quarters and final score (WPG 26, EDM 16).

SCORING SUMMARY

1ST QUARTER

9:31 | M. LIEGGHIO Team Loss (4 yds) - safety----- 2-0 EDM
0:03 | A. MOURTADA field goal (37 yds)----- 3-2 WPG

2ND QUARTER

11:22 | S. WHYTE field goal (34 yds)----- 5-3 EDM
3:20 | Z. COLLAROS Completed Pass to A. HARRIS, caught at E4 (5 yds, 4 YAC) - TD; convert kick good----- 10-5 WPG
1:19 | S. WHYTE field goal (25 yds)----- 10-8 WPG

3RD QUARTER

12:34 | A. MOURTADA field goal (27 yds)----- 13-8 WPG
6:54 | A. MOURTADA field goal (43 yds)----- 16-8 WPG
3:20 | T. CORNELIUS Completed Pass to S. ROSS, caught at W14 (11 yds, 11 YAC) - TD; 2-point convert good----- 16-16

4TH QUARTER

9:10 | Z. COLLAROS Completed Pass to R. BAILEY, caught at E0 (5 yds, 0 YAC) - TD; convert kick good----- 23-16 WPG
0:50 | A. MOURTADA field goal (24 yds)----- 26-16 WPG

TEAM STATISTICS

WPG EDM

OFFENCE

385 --- YARDS --- 258
33:18 --- POSSESSION TIME --- 26:42
18 - 143 - 7.9 --- 1ST DOWN (NO - YARDS - AVG) --- 15 - 124 - 8.3
24 - 193 - 8.0 --- 2ND DOWN (NO - YARDS - AVG) --- 22 - 131 - 6.0
0 - 0 - 0.0 --- 3RD DOWN (NO - YARDS - AVG) --- 1 - 0 - 0.0

RUSHING

27 --- ATTEMPTS --- 18
175 --- YARDS --- 71
6.5 --- AVERAGE --- 3.9
0 --- TOUCHDOWNS --- 0

PASSING

24 --- ATTEMPTS --- 29
15 --- COMPLETIONS --- 17
210 --- YARDS --- 187
8.8 --- AVERAGE --- 6.4
61 --- YARDS AFTER CATCH --- 86
1 --- INTERCEPTIONS --- 0
2 --- TOUCHDOWNS --- 1
48 --- LONG --- 36
62.5% --- COMPLETION % --- 58.6%
101.04 --- EFFICIENCY --- 89.30

TURNOVERS

0 --- FUMBLES --- 1
1 --- INTERCEPTIONS --- 0
0 --- DOWNS --- 1

PENALTIES

7 - 81 --- TOTAL PENALTIES (NO - YARDS) --- 3 - 28
3 - 25 --- OFFENCE (NO - YARDS) --- 0 - 0
2 - 12 --- DEFENCE (NO - YARDS) --- 1 - 5
2 - 44 --- SPECIAL TEAMS (NO - YARDS) --- 2 - 23

DEFENCE

38 --- DEFENSIVE TACKLES --- 43
7 --- SPECIAL TEAMS TACKLES --- 12
45 --- TOTAL TACKLES --- 55
4 --- QB SACKS --- 4
1 --- FORCED FUMBLES --- 0
3 --- PASS KNOCKDOWNS --- 1



WEEK 13 (vs. HAM)

FRIDAY, OCT. 29

Attendance: 22,857

Scoreboard table for Week 13 vs HAM showing scores for 1st, 2nd, 3rd, 4th quarters and final score (HAM 39, EDM 23).

SCORING SUMMARY

1ST QUARTER

11:20 | H. O'NEILL punt single----- 1-0 EDM
9:08 | J. MASOLI Completed Pass to S. DUNBAR, caught at E2 (12 yds, 2 YAC) - TD, convert kick good----- 7-1 HAM
3:17 | J. MASOLI Completed Pass to T. WHITE, caught at E0 (26 yds, 0 YAC) - TD, convert kick good----- 14-1 HAM

2ND QUARTER

3:19 | S. WHYTE field goal (34 yds)----- 14-4 HAM
4:11 | T. BERTOLET field goal (43 yds)----- 17-4 HAM
2:21 | J. MASOLI Completed Pass to J. ACKLIN, caught at E22 (65 yds, 22 YAC) - TD, convert kick good----- 24-4 HAM
0:05 | T. BERTOLET field goal (32 yds)----- 27-4 HAM

3RD QUARTER

10:45 | S. WHYTE field goal (34 yds)----- 27-7 HAM
9:04 | T. BERTOLET rouge (35 yds)----- 28-7 HAM
5:11 | T. BERTOLET rouge (40 yds)----- 29-7 HAM

4TH QUARTER

13:35 | T. BERTOLET field goal (47 yds)----- 32-7 HAM
8:50 | D. PRUKOP Run QB Sneak (1 yds) - TD, two-point convert good----- 32-15 HAM
3:05 | D. JACKSON Run (16 yds) - TD, convert kick good----- 39-15 HAM
0:59 | D. PRUKOP Run QB Sneak (1 yds) - TD, two-point convert good----- 39-23 HAM

TEAM STATISTICS

HAM EDM

OFFENCE

539 --- YARDS --- 338
29:14 --- POSSESSION TIME --- 30:46
26 - 358 - 13.8 --- 1ST DOWN (NO - YARDS - AVG) --- 22 - 151 - 6.9
17 - 210 - 12.4 --- 2ND DOWN (NO - YARDS - AVG) --- 25 - 120 - 4.8
1 - 3 - 3.0 --- 3RD DOWN (NO - YARDS - AVG) --- 5 - 36 - 7.2

RUSHING

23 --- ATTEMPTS --- 24
182 --- YARDS --- 87
7.9 --- AVERAGE --- 3.6
1 --- TOUCHDOWNS --- 2

PASSING

24 --- ATTEMPTS --- 33
17 --- COMPLETIONS --- 19
357 --- YARDS --- 251
14.9 --- AVERAGE --- 7.6
144 --- YARDS AFTER CATCH --- 112
0 --- INTERCEPTIONS --- 0
3 --- TOUCHDOWNS --- 0
65 --- LONG --- 22
70.8% --- COMPLETION % --- 57.6%
164.76 --- EFFICIENCY --- 81.76

TURNOVERS

0 --- FUMBLES --- 0
0 --- INTERCEPTIONS --- 0
0 --- DOWNS --- 0

PENALTIES

15 - 163 --- TOTAL PENALTIES (NO - YARDS) --- 13 - 190
3 - 20 --- OFFENCE (NO - YARDS) --- 6 - 90
7 - 82 --- DEFENCE (NO - YARDS) --- 4 - 60
5 - 61 --- SPECIAL TEAMS (NO - YARDS) --- 3 - 40

DEFENCE

41 --- DEFENSIVE TACKLES --- 38
5 --- SPECIAL TEAMS TACKLES --- 6
46 --- TOTAL TACKLES --- 44
4 --- QB SACKS --- 2
0 --- FORCED FUMBLES --- 0
1 --- PASS KNOCKDOWNS --- 2





**WEEK 14 (vs. SSK)**

FRIDAY, NOV. 5

Attendance: 24,115



**WEEK 15 (@ SSK)**

SATURDAY, NOV. 13

Attendance: 26,056

	1st	2nd	3rd	4th	FINAL
<b>SSK</b>	0	10	6	3	<b>19</b>
<b>EDM</b>	3	0	0	14	<b>17</b>

	1st	2nd	3rd	4th	FINAL
<b>EDM</b>	7	7	7	3	<b>24</b>
<b>SSK</b>	7	10	3	9	<b>29</b>

**SCORING SUMMARY**

**1<sup>ST</sup> QUARTER**

1:59 | S. WHYTE field goal (15 yds)----- 3-0 EDM

**2<sup>ND</sup> QUARTER**

10:43 | B. LAUTHER field goal (27 yds)----- 3-3

5:45 | K. VEDVIK punt single (53 yds)----- 4-3 SSK

1:51 | C. FAJARDO Completed Pass to B. LENIUS , caught at E3 (22 yds, 3 YAC) - TD, convert kick no good----- 10-3 SSK

**3<sup>RD</sup> QUARTER**

10:05 | B. LAUTHER field goal (13 yds)----- 13-3 SSK

3:16 | B. LAUTHER field goal (29 yds)----- 16-3 SSK

**4<sup>TH</sup> QUARTER**

10:34 | B. LAUTHER field goal (46 yds)----- 19-3 SSK

8:58 | T. CORNELIUS Completed Pass to D. VANDERVOORT , caught at S0 (26 yds, 0 YAC) - TD, two-point no good----- 19-9 SSK

1:25 | T. CORNELIUS Completed Pass to D. VANDERVOORT , caught at S0 (5 yds, 0 YAC) - TD, two-point convert good----- **19-17 SSK**

**TEAM STATISTICS**

**SSK**                      **EDM**

**OFFENCE**

339 --- YARDS --- 411

31:12 --- POSSESSION TIME --- 28:48

20 - 146 - 7.3 --- 1ST DOWN (NO - YARDS - AVG) --- 22 - 227 - 10.3

25 - 173 - 6.9 --- 2ND DOWN (NO - YARDS - AVG) --- 22 - 129 - 5.9

3 - 21 - 7.0 --- 3RD DOWN (NO - YARDS - AVG) --- 1 - 23 - 23.0

**RUSHING**

21 --- ATTEMPTS --- 19

98 --- YARDS --- 89

4.7 --- AVERAGE --- 4.7

0 --- TOUCHDOWNS --- 0

**PASSING**

33 --- ATTEMPTS --- 35

24 --- COMPLETIONS --- 21

241 --- YARDS --- 322

7.3 --- AVERAGE --- 9.2

108 --- YARDS AFTER CATCH --- 131

1 --- INTERCEPTIONS --- 0

1 --- TOUCHDOWNS --- 2

38 --- LONG --- 28

72.7% --- COMPLETION % --- 60.0%

90.59 --- EFFICIENCY --- 109.46

**TURNOVERS**

0 --- FUMBLES --- 0

1 --- INTERCEPTIONS --- 0

0 --- DOWNS --- 0

**PENALTIES**

3 - 27 --- TOTAL PENALTIES (NO - YARDS) --- 6 - 50

0 - 0 --- OFFENCE (NO - YARDS) --- 3 - 25

1 - 2 --- DEFENCE (NO - YARDS) --- 2 - 15

2 - 25 --- SPECIAL TEAMS (NO - YARDS) --- 1 - 10

**DEFENCE**

40 --- DEFENSIVE TACKLES --- 47

5 --- SPECIAL TEAMS TACKLES --- 10

45 --- TOTAL TACKLES --- 57

3 --- QB SACKS --- 3

2 --- FORCED FUMBLES --- 1

7 --- PASS KNOCKDOWNS --- 1

**SCORING SUMMARY**

**1<sup>ST</sup> QUARTER**

8:14 | T. CORNELIUS Completed Pass to J. TOLLIVER, caught at S0 (24 yds, 0 YAC) - TD, convert kick good----- 7-0 EDM

6:45 | C. FAJARDO Completed Pass to K. SCHAFFER-BAKER, caught at E0 (6 yds, 0 YAC) - TD, convert kick good----- 7-7

**2<sup>ND</sup> QUARTER**

14:33 | C. FAJARDO Completed Pass to D. WILLIAMS, caught at E0 (14 yds, 0 YAC) - TD, convert kick good----- 14-7 SSK

12:02 | A. EDWARDS Team Loss (8 yds) - Safety----- 16-7 SSK

10:38 | K. VEDVIK Punt (58 yds) - Single----- 17-7 SSK

1:43 | T. CORNELIUS Completed Pass to T. GREEN, caught at S1 (5 yds, 1 YAC) - TD, convert kick good----- 17-14 SSK

**3<sup>RD</sup> QUARTER**

6:06 | B. LAUTHER field goal (22 yds)----- 20-14 SSK

1:11 | T. CORNELIUS Completed Pass to J. TOLLIVER, caught at S3 (4 yds, 3 YAC) - TD, convert kick good----- 21-20 EDM

**4<sup>TH</sup> QUARTER**

6:28 | C. FAJARDO Completed Pass to A. DUPUIS, caught at E6 (4 yds, 4 YAC) - TD, two-point convert no good----- 26-21 SSK

3:12 | S. WHYTE field goal (38 yds)----- 26-24 SSK

0:37 | B. LAUTHER field goal (28 yds)----- **29-24 SSK**

**TEAM STATISTICS**

**EDM**                      **SSK**

**OFFENCE**

328 --- YARDS --- 326

32:02 --- POSSESSION TIME --- 27:58

19 - 151 - 7.9 --- 1ST DOWN (NO - YARDS - AVG) --- 20 - 116 - 5.8

24 - 169 - 7.0 --- 2ND DOWN (NO - YARDS - AVG) --- 22 - 191 - 8.7

1 - -2 - -2.0 --- 3RD DOWN (NO - YARDS - AVG) --- 2 - 39 - 19.5

**RUSHING**

23 --- ATTEMPTS --- 19

104 --- YARDS --- 81

4.5 --- AVERAGE --- 4.3

0 --- TOUCHDOWNS --- 0

**PASSING**

30 --- ATTEMPTS --- 32

20 --- COMPLETIONS --- 23

224 --- YARDS --- 245

7.5 --- AVERAGE --- 7.7

125 --- YARDS AFTER CATCH --- 67

1 --- INTERCEPTIONS --- 1

3 --- TOUCHDOWNS --- 3

30 --- LONG --- 48

66.7% --- COMPLETION % --- 71.9%

108.19 --- EFFICIENCY --- 112.11

**TURNOVERS**

0 --- FUMBLES --- 1

1 --- INTERCEPTIONS --- 1

0 --- DOWNS --- 0

**PENALTIES**

10 - 114 --- TOTAL PENALTIES (NO - YARDS) --- 7 - 70

1 - 5 --- OFFENCE (NO - YARDS) --- 3 - 25

4 - 59 --- DEFENCE (NO - YARDS) --- 2 - 20

5 - 50 --- SPECIAL TEAMS (NO - YARDS) --- 2 - 25

**DEFENCE**

42 --- DEFENSIVE TACKLES --- 44

9 --- SPECIAL TEAMS TACKLES --- 9

51 --- TOTAL TACKLES --- 53

2 --- QB SACKS --- 3

1 --- FORCED FUMBLES --- 0

1 --- PASS KNOCKDOWNS --- 1



**ELKS GAME HIGHS/LOWS**



**OPPONENT HIGHS/LOWS vs. EDM**

**HIGH LOW**

**OFFENCE**

480 (@ CGY WK 5) --- YARDS --- 196 (@ WPG WK 10)  
35:56 (vs. OTT WK 1) --- POSSESSION TIME --- 23:21 (@ WPG WK 10)  
26 - 331 - 12.7 (vs. BC WK 3) --- 1ST DOWN (NO - YARDS - AVG) --- 11 - 96 - 8.7 (vs. WPG WK 10)  
26 - 122 - 4.7 (vs. OTT WK 1) --- 2ND DOWN (NO - YARDS - AVG) --- 20 - 158 - 7.9 (vs. WPG WK 7)  
4 twice (WKS 9, 10) --- 3RD DOWN (NO - YARDS - AVG) --- 0 (vs. CGY WK 6)

**RUSHING**

27 (@ BC WK 3) --- ATTEMPTS --- 14 (@ WPG WK 10)  
137 (@ BC WK 3) --- YARDS --- 62 @ WPG WK 10  
6.4 (vs. WPG WK 7/11) --- AVERAGE --- 4.4 (@ WPG WK 10)  
2 (vs. WPG WK 7) --- TDS --- 0 | 10 times (WKS 1-4, 6, 9-11, 14, 15)

**PASSING**

44 (vs. OTT WK 1) --- ATTEMPTS --- 25 (vs. CGY WK 6)  
33 (vs. OTT WK 1) --- COMPLETIONS --- 14 (@ WPG WK 10)  
398 (@ CGY WK 5) --- YARDS --- 134 (@ WPG WK 10)  
10.1 (@ OTT WK 9) --- AVERAGE --- 3.8 (@ WPG WK 10)  
156 (vs. OTT WK 1) --- YARDS AFTER CATCH --- 33 (@ WPG WK 10)  
3 | twice (WKS 1, 7) --- INTERCEPTIONS --- 0 | 5 times (WKS 2, 5, 11, 13, 14)  
4 (@ CGY WK 5) --- TOUCHDOWNS --- 0 | 4 times ( WKS 1, 6, 7, 10)  
77 (@ OTT WK 9) --- LONG --- 28 (vs. SSK WK 14)  
83.9% (@ BC WK 3) --- COMPLETION % --- 42.9% (@ WPG WK 10)  
138.06 (@ CGY WK 5) --- EFFICIENCY --- 41.85 (@ WPG WK 10)

**TURNOVERS**

2 twice (WKS 6, 7) --- FUMBLES --- 0 | 4 times (WKS 1, 5, 13, 14)  
3 (@ WPG WK 10) --- DOWNS --- 0 | 8 times (WKS 1, 5-7, 9, 13, 14, 15)

**PENALTIES**

13 - 190 (vs. HAM WK 13) --- TOTAL PEN (NO - YARDS) --- 2 - 20 (vs. MTL WK 2)  
6 - 90 (vs. HAM WK 13) --- OFFENCE (NO - YARDS) --- 0 (vs. WPG WK 11)  
6 - 106 (@ CGY WK 5) --- DEFENCE (NO - YARDS) --- 0 twice ( WKS 1,2)  
5 - 50 (@ CGY WK 5) --- SPECIALS (NO - YARDS) --- 1 - 10 | twice (WKS 2, 14)

**DEFENCE**

47 (vs. SSK WK 14) --- DEFENSIVE TACKLES --- 29 (@ BC WK 3)  
11 (vs. OTT WK 1) --- SPECIAL TEAMS TACKLES --- 5 | 3 times (WKS 3, 7, 10)  
57 (vs. SSK WK 14) --- TOTAL TACKLES --- 34 (@ BC WK 3)  
5 (vs. OTT WK 1) --- QB SACKS --- 0 (@ WPG WK 10)  
2 (vs. CGY WK 6) --- FORCED FUMBLES --- 0 | 6 times (WKS 1, 3, 5, 9-11)  
10 (vs. CGY WK 6) --- PASS KNOCKDOWNS --- 1 | 5 times (WKS 1, 9, 11, 14, 15)

**HIGH LOW**

**OFFENCE**

539 (vs. HAM WK 13) --- YARDS --- 127 (vs. OTT WK 1)  
36:39 (@ WPG WK 10) --- POSSESSION TIME --- 24:04 (vs. OTT WK 1)  
26 - 358 - 13.8 (vs. HAM WK 13) --- 1ST DOWN (NO - YARDS - AVG) --- 7-87-12.4 (vs. OTT WK 1)  
25 - 222 - 8.9 (@ WPG WK 10) --- 2ND DOWN (NO - YARDS - AVG) --- 18-84-7.7 (@ BC WK 3)  
2 | three times (WKS 1, 5, 10) --- 3RD DOWN (NO - YARDS - AVG) --- 0 twice (WKS 9, 11)

**RUSHING**

29 (vs. MTL WK 2) --- ATTEMPTS --- 10 (@ CGY WK 5)  
194 (@ WPG WK 10) --- YARDS --- 56 (vs. OTT WK 1)  
7.9 (vs. HAM WK 13) --- AVERAGE --- 3.5 (vs. OTT WK 1)  
2 twice (WKS 7, 10) --- TDS --- 0 | 6 times (WKS 1, 2, 9, 11, 14, 15)

**PASSING**

46 (@ CGY WK 5) --- ATTEMPTS --- 20 (vs. OTT WK 1)  
29 (@ CGY WK 5) --- COMPLETIONS --- 12 (vs. OTT WK 1)  
328 (@ CGY WK 5) --- YARDS --- 71 (vs. OTT WK 1)  
14.9 (vs. HAM WK 13) --- AVERAGE --- 3.6 (vs. OTT WK 1)  
149 (vs. WPG WK 7) --- YARDS AFTER CATCH --- 23 (vs. OTT WK 1)  
1 | 5 times (WKS 6, 7, 10, 11, 15) --- INTERCEPTIONS --- 0 | 6 times (1-3, 5, 9, 13)  
3 | 3 times (WKS 9, 13, 15) --- TOUCHDOWNS --- 0 twice ( WKS 1, 3)  
81 (@ OTT WK 9) --- LONG --- 15 (vs. OTT WK 1)  
79.2 (@ WPG WK 10) --- COMPLETION % --- 53.5% (vs. CGY WK 6)  
164.76 (vs. HAM WK 13) --- EFFICIENCY --- 66.88 (vs. OTT WK 1)

**TURNOVERS**

3 (vs. MTL WK 2) --- FUMBLES --- 0 | 7 times (3, 5, 9-11, 13, 14)  
1 twice (WKS 5, 10) --- DOWNS --- 0 | 7 times (WKS 3, 6, 7, 9, 13-15)

**PENALTIES**

15 - 163 (vs. HAM WK 13) --- TOTAL PEN (NO - YARDS) --- 3 - 27 (vs. SSK WK 14)  
5 - 41 (@ BC WK 3) --- OFFENCE (NO - YARDS) --- 0 (vs. SSK WK 14)  
7 - 82 (vs. HAM WK 13) --- DEFENCE (NO - YARDS) --- 1 - 2 (vs. SSK WK 14)  
5 - 50 (vs. CGY WK 6) --- SPECIALS (NO - YARDS) --- 0 (@ WPG WK 10)

**DEFENCE**

57 (vs. OTT WK 1) --- DEFENSIVE TACKLES --- 33 (@ WPG WK 10)  
12 (@ OTT WK 9) --- SPECIAL TEAMS TACKLES --- 5 | 4 times (WKS 3, 5, 13, 14)  
67 (vs. OTT WK 1) --- TOTAL TACKLES --- 42 (@ WPG WK 10)  
7 (vs. CGY WK 6) --- QB SACKS --- 0 twice (WKS 3, 5)  
2 twice (WKS 6, 7) --- FORCED FUMBLES --- 0 | 7 times (WKS 1-3, 5, 10, 13, 15)  
7 (vs. SSK WK 14) --- PASS KNOCKDOWNS --- 1 | twice (WKS 9, 15)