

# EDMONTON ELKS GAME NOTES

WEEK 18 @ TOR (5:00 p.m. MT)

## THE COACHES

<b>EDM</b>	Chris Jones (7th season (4 EDM))	vs. TOR 7-5-0 Career: 61-62-0 (reg.)
<b>TOR</b>	Ryan Dinwiddie (3rd season)	vs. EDM 2-1-0 Career: 32-14-0 (reg.)

## NEED TO KNOW

### HEAD-TO-HEAD

- Friday's game will close out the season series between the Elks and Argos. Toronto defeated Edmonton on June 25 at Commonwealth Stadium by a score of 43-31.
- The Elks last visit to Toronto saw them pick up a 13-7 win on November 16, 2021.

### CERESNA-STY

- Jake Ceresna is the first Green and Gold player with 10 or more sacks in consecutive seasons since Bennie Goods and Leroy Blugh both did it in 1995 and 1996.

### TOP RUSHERS

- Kevin Brown ranks second in the CFL for rushing yards (1,022).
- Tre Ford ranks first in the CFL among all qualified players for yards per rush attempt (9.9).

### UPCOMING MILESTONES

- With his next reception, Manny Arceneaux will move in front of Andy Fantuz (637 receptions) for 20th all-time in the CFL.
- Arceneaux is one game away from tying Ben Cahoon for 144 consecutive games with a reception, the fourth longest receiving streak in CFL history.
- CJ Sims is 20 kickoff return yards from tying Larry Highbaugh (843 in 1976) for 10th most in a single season in club history.
- AC Leonard is one sack away from 50 in his career.
- Kyran Moore is 36 yards away from 3,000 in his career.




### LINEUP CHANGES

- Donovan Olumba (DB) makes his season debut.
- Olivier Charles-Pierre (DL) makes his pro debut.
- Tony Jones makes his second start at MLB.
- Enock Makonzo (LB) makes his fourth start of the season and first start since Week 3.

### CLEATS OF STRENGTH

- As part of the Elks Cleats of Strength program presented by MH Care Medical, Tre Ford will be wearing custom cleats designed with Stollery Children's Hospital patient Morgan. The game-worn cleats by Ford are being auctioned off at GoElks.com in support of the Stollery Children's Hospital Foundation

## GAME DETAILS

	Friday, Oct. 6 BMO Field Toronto, ON
	TSN Rod Smith (PBP), Duane Forde (Colour), Matthew Scianitti (Sideline)
	630 CHED Morley Scott (PBP), Dave Campbell (Colour), Blake Dermott (Analyst)

## 2023 SCHEDULE (4-11-0)

WEEK	DATE	OPPONENT	SCORE/TIME
1	Sun., June. 11	vs. Saskatchewan	17-13 L
2	Sat., June. 17	@ B.C.	22-0 L
3	Sun., June. 25	vs. Toronto	43-31 L
4	Fri., Jun. 30	@ Ottawa	26-7 L
5	Thu., July. 6	@ Saskatchewan	12-11 L
6	Thu., July. 13	vs. Hamilton	37-29 L
7	Thu., July. 20	@ Winnipeg	28-14 L
8	Sat., July. 29	vs. B.C.	27-0 L
10	Thu., Aug. 10	vs. Winnipeg	38-29 L
11	Thu., Aug. 17	@ Hamilton	24-10 W
12	Sun., Aug. 27	vs. Ottawa	30-20 W
13	Mon., Sept. 4	@ Calgary	35-31 L
14	Sat., Sept. 9	vs. Calgary	25-23 W
15	Fri., Sept. 15	@ Saskatchewan	36-27 W
16	Fri., Sept. 22	vs. B.C.	37-29 L
18	Fri., Oct. 6	@ Toronto	5:00 p.m. MT
19	Sat., Oct. 14	vs. Montreal	2:00 p.m. MT
20	Sat., Oct. 21	@ Winnipeg	5:00 p.m. MT

## THE SERIES

	32-18-1 in Edmonton Streak: 2 Losses   7-3-0 in last 10 Last: 43-31 L / June 25, 2023
	22-28-0 in Tor Streak: 2 Wins   5-5-0 in last 10 Last: 13-7 W / Nov. 16, 2021
	54-46-1 all-time Streak: 2 Losses   6-4-0 in last 10 Last: 43-31 L / June 25, 2023



2023 STARTERS (DEFENCE)

WK	CB	HB	FS	HB	CB	WLB	MLB	SLB	DE	DT	DT	DE
1	Gainey	Thompson	Purifoy	Bratton	Gray	Konar	Morgan	Makonzo	Ceresna	Ealy	Ross	Leonard
2	Gainey	Thompson	Purifoy	Bratton	Gray	Konar	Morgan	Makonzo	Ceresna	Ealy	Ross	Leonard
3	M. Lewis	Thompson	Purifoy	Bratton	Gray	Konar	Morgan	Makonzo	Ceresna	Ealy	Ross	Leonard
4	M. Lewis	Thompson	McLaurin	Bratton	Gray	Konar	Morgan	Purifoy	Ceresna	Pelley	Ealy	Leonard
5	M. Lewis	Thompson	McLaurin	Bratton	Gray	Konar	Morgan	Purifoy	Ceresna	Pelley	Ross	Leonard
6	M. Lewis	Thompson	McLaurin	Bratton	Gray	Konar	Morgan	Purifoy	Ceresna	Pelley	Ealy	Leonard
7	M. Lewis	Thompson	Franklin Jr.	Bratton	Gray	Konar	Jones	Purifoy	Leonard	Acheampong	Ceresna	E. Brown
8	M. Lewis	Thompson	Franklin Jr.	Bratton	Gray	Konar	Morgan	Purifoy	Leonard	Nelson	Ceresna	E. Brown
10	M. Lewis	Gainey	Franklin Jr.	Bratton	Gray	Konar	Morgan	Purifoy	Leonard	Nelson	Ceresna	E. Brown
11	M. Lewis	Gainey	Hutter	Bratton	Gray	Konar	Morgan	Franklin Jr.	Curtis	Ceresna	Ealy	Leonard
12	M. Lewis	Gainey	Franklin Jr.	Bratton	Gray	Konar	Morgan	McLaurin	Ceresna	Nelson	Ealy	Leonard
13	M. Lewis	Gainey	Franklin Jr.	Bratton	Gray	Konar	Morgan	McLaurin	Ceresna	Nelson	Ealy	Leonard
14	M. Lewis	Gainey	Purifoy	Bratton	Gray	Konar	Morgan	McLaurin	Ceresna	Nelson	Ealy	Leonard
15	M. Lewis	Gainey	Purifoy	Bratton	Gray	Konar	Morgan	McLaurin	Ceresna	Nelson	Ealy	Leonard
16	Gray	Gainey	Purifoy	Bratton	M. Lewis	Konar	Morgan	McLaurin	Ceresna	Nelson	Acheampong	Leonard
18												
19												
20												

2023 STARTERS (OFFENCE)

WK	WR	SB	R	SB	WR	LT	LG	C	RG	RT	RB	FB	QB
1	Mitchell	Lewis	Arceneaux	Dunbar Jr.	Forbes-M	Garnett	Foucault	Korte	J. Kurdyla	St. John	Brown	Green	Cornelius
2	Mitchell	Lewis	Arceneaux	Dunbar Jr.	Forbes-M	Garnett	Foucault	Korte	J. Kurdyla	St. John	Brown	Green	Cornelius
3	G. Lewis	Dunbar Jr.	Moore	Mitchell	Forbes-M	Garnett	Foucault	Korte	J. Kurdyla	St. John	Brown	Green	Cornelius
4	Mitchell	Dunbar Jr.	Moore	Ffrench	Forbes-M	Ivey	Foucault	Korte	J. Kurdyla	St. John	Brown	Villamizar	Doege
5	Mitchell	Dunbar Jr.	Moore	Ffrench	Forbes-M	Ivey	Grohovac	Korte	J. Kurdyla	Foucault	Brown	Villamizar	Cornelius
6	Mitchell	Dunbar Jr.	Moore	Ffrench	Forbes-M	Ivey	Foucault	Korte	J. Kurdyla	Boyko	Brown	Villamizar	Cornelius
7	Mitchell	Dunbar Jr.	Moore	Ffrench	Forbes-M	Ivey	Foucault	Korte	J. Kurdyla	Boyko	Brown	Villamizar	Cornelius
8	Mitchell	Dunbar Jr.	Moore	Cobb	Forbes-M	Ivey	Foucault	Korte	J. Kurdyla	Boyko	Brown	-----	Cornelius
10	Mitchell	Dunbar Jr.	Arceneaux	Moore	Forbes-M	Ivey	Foucault	Korte	J. Kurdyla	Boyko	Brown	-----	FORD
11	Lewis	Dunbar Jr.	Arceneaux	Mitchell	Forbes-M	Ivey	Foucault	Korte	J. Kurdyla	Boyko	Brown	Green	FORD
12	Lewis	Dunbar Jr.	Arceneaux	Mitchell	Moore	Ivey	Foucault	Korte	J. Kurdyla	Boyko	Brown	Green	FORD
13	Lewis	Dunbar Jr.	Arceneaux	Mitchell	Moore	Ivey	St. John	Korte	J. Kurdyla	Boyko	Brown	Green	FORD
14	Lewis	Dunbar Jr.	Arceneaux	Mitchell	Moore	Ivey	Foucault	Korte	J. Kurdyla	Boyko	Brown	Green	FORD
15	Lewis	Cobb	Arceneaux	Mitchell	Moore	Ivey	Foucault	Korte	J. Kurdyla	Boyko	Brown	Green	FORD
16	Lewis	Cobb	Arceneaux	Mitchell	Moore	Ivey	Foucault	Korte	J. Kurdyla	Boyko	Brown	Green	FORD
18													
19													
20													

**2023 STARTERS (SPECIALS)**

WK	K	P	LS	RET
1	Faithfull	Julien	Adjey	Moore
2	Faithfull	Julien	Adjey	Moore
3	Faithfull	Julien	Adjey	Sims
4	Faithfull	Julien	Adjey	Sims
5	Faithfull	Julien	Adjey	Sims
6	Faithfull	Julien	Adjey	Sims
7	Faithfull	Julien	Adjey	Sims
8	Faithfull	Julien	Adjey	Sims
10	Faithfull	Julien	Adjey	Sims

**2023 STARTERS (SPECIALS)**

WK	K	P	LS	RET
11	Faithfull	Julien	Adjey	Sims
12	Faithfull	Julien	Adjey	Sims
13	Faithfull	Julien	Adjey	Sims
14	Faithfull	Julien	Adjey	Sims
15	Faithfull	Julien	Adjey	Sims
16	Faithfull	Julien	Adjey	Sims
18				
19				
20				

**2023 LEADERS (PER GAME)**

WEEK	VS.	RUSHES	RUSHING YDS	CATCHES	REC. YDS	TACKLES	ST TACKLES
1	SSK	Brown - 11	Brown - 59	Lewis - 5	Lewis - 148	Makonzo - 7	Hutter - 3
2	BC	Brown - 7	Brown - 41	Dunbar Jr. - 5	Dunbar Jr. - 46	Morgan - 8	Dominique - 2
3	TOR	Brown - 6	Brown - 16	Dunbar Jr. - 8	Dunbar Jr. - 98	Leonard - 6	9 players - 1
4	OTT	Brown - 7	Brown - 28	Ffrench - 6	Ffrench - 74	Morgan - 7	Brodrique - 3
5	SSK	Brown - 15	Brown - 65	Moore - 5	Dunbar Jr. - 49	McLaurin - 6	Schakel - 2
6	HAM	Brown - 11	Brown - 77	Ffrench - 6	Moore - 101	Morgan - 5	Hutter - 3
7	WPG	Brown - 11	Cornelius - 57	Moore - 5	Mitchell - 115	Jones - 7	Plamondon - 2
8	BC	Brown/Cornelius - 5	Cornelius - 22	Brown - 5	Mitchell - 64	3 Players - 7	Hutter - 3
10	WPG	Brown - 10	Brown - 98	Moore - 5	Moore - 96	Morgan - 10	4 players - 1
11	HAM	Brown - 16	Brown - 89	Dunbar Jr. - 4	Dunbar Jr. - 93	Morgan - 6	Schakel - 3
12	OTT	Brown - 14	Ford - 74	Lewis - 3	Lewis - 112	Morgan - 9	Schakel - 2
13	CGY	Brown - 12	Ford - 135	Lewis - 5	Lewis - 55	Gray - 8	Green - 2
14	CGY	Brown - 15	Brown - 143	Lewis - 5	Lewis - 89	Morgan - 7	Green - 4
15	SSK	Brown - 19	Brown - 175	Moore - 6	Lewis - 84	McLaurin - 6	Green - 2
16	BC	Brown - 6	Ford - 43	Moore - 8	Moore - 56	Morgan - 12	3 players - 2
18							
19							
20							

**2023 LEADERS (SEASON)**

PASSING	GP	COMP-ATT / %	YARDS	TD	INT	EFFIC	INT %	AVG
FORD, Tre	13	101/144 70.1%	1345	9	4	108.7	2.8	9.3
CORNELIUS, Taylor	15	103/175 58.9%	1305	5	9	70.3	5.1	7.5
DOEGE, Jarret	13	42/65 64.6%	587	4	4	88.4	6.2	9.0

RUSHING	GP	CARRIES	YARDS	AVG	LG	TD	10	20
BROWN, Kevin	15	165	1022	6.2	65	4	31	9
FORD, Tre	13	52	514	9.9	40	3	20	5
CORNELIUS, Taylor	15	49	232	4.7	22	5	9	2

RECEIVING	GP	REC-ATT	YARDS	YAC	AVG	LG	TD	30
MOORE, Kyran	15	57-72	613	410	8.5	70	2	4
LEWIS, Eugene	9	31-49	592	209	12.1	102	3	7
DUNBAR JR., Steven	13	39-64	536	168	8.4	47	5	2
MITCHELL, Dillon	15	33-64	502	129	7.8	80	4	5
FORBES-MOMBLEAU, Vincent	15	15-23	203	77	8.8	84	2	1
ARCENEUX, Emmanuel	9	20-24	196	80	8.2	20	0	0
BROWN, Kevin	15	25-33	190	164	5.8	17	1	0

RETURNS	GP	PR	YARDS	AVG	LG	TD	KOR	YARDS	AVG	LG	TD
MOORE, Kyran	15	10	96	9.6	23	0	3	52	17.3	19	0
SIMS, CJ	13	48	499	10.4	52	0	39	823	21.1	72	0
COBB, Gavin	15	2	10	5.0	8	0	10	236	23.6	41	0

PUNTS / KO	GP	PUNTS	YARDS	AVG	LG	S	KO	YDS	AVG	LG	S
JULIEN, Jake	15	101	4,576	45.3	85	6	-	-	-	-	-
FAITHFULL, Dean	15	-	-	-	-	-	51	2,929	57.4	100	1

FG / CONVERTS	GP	FGA	MD	%	LG	<20	20-29	30-39	40-49	>=50	CVT
FAITHFULL, Dean	15	26	21	80.8	46	3	4	5	9	-	28

DEF. TACKLES
MORGAN - 98
KONAR - 60
GRAY - 48
MCLAURIN - 41
CERESNA - 41
PURIFOY - 40
BRATTON - 39
LEONARD - 37
LEWIS - 34

ST TACKLES
HUTTER - 17
SCHAKEL - 13
GREEN - 12
JONES - 10
PLAMONDON - 8
DOMINIQUE - 7
BRODRIQUE - 7

SACKS
LEONARD - 10
CERESNA - 10
EALY - 4
MORGAN - 4
CURTIS - 2
ACHEAMPONG - 1
BROWN - 1
GAINEY - 1
JONES - 1

INT
LEWIS - 4
PURIFOY - 3
GRAY - 2
BRATTON - 1
GAINEY - 1
MORGAN - 1

FORCED FUMBLE
GAINEY - 1
CERESNA - 1
F-MOMBLEAU - 1
JONES - 1
LEONARD - 1
MCLAURIN - 1



**WEEK 1 (vs. SSK)**  
SUNDAY, JUNE, 11  
Attendance: 32, 233

	1st	2nd	3rd	4th	FINAL
<b>SSK</b>	7	3	4	3	<b>17</b>
<b>EDM</b>	3	7	3	0	<b>13</b>

### SCORING SUMMARY

#### 1<sup>ST</sup> QUARTER

9:14 | T. HARRIS completed pass to D. WALKER for 4 yards to the EDM 00 - TD; convert kick good----- 7-0 SSK  
1:24 | D. FAITHFULL Field Goal (17 yds) ----- 7-3 SSK

#### 2<sup>ND</sup> QUARTER

14:50 | T. CORNELIUS completed pass to E. LEWIS for 102 yards to the SSK00 - TD; convert kick good----- 10-7 EDM  
3:26 | B. LAUTHER Field Goal (13 yds)----- 10-10 TIE

#### 3<sup>RD</sup> QUARTER

13:33 | B. LAUTHER Field Goal No Good - SINGLE (33 yds)--- 11-10 SSK  
11:18 | D. FAITHFULL Field Goal (43 yds)----- 13-11 EDM  
3:23 | B. LAUTHER Field Goal (11 yds)----- 14-13 SSK

#### 4<sup>TH</sup> QUARTER

3:28 | B. LAUTHER Field Goal (46 yds)----- 17-13 SSK

### TEAM STATISTICS

**SSK**                      **EDM**

#### OFFENCE

305 --- YARDS --- 243  
33:26 --- POSSESSION TIME --- 26:32  
136-33-4.1 --- 1ST DOWN (YARDS - ATT - AVG) --- 220-27-8.1  
167-24-7.0 --- 2ND DOWN (YARDS - ATT - AVG) --- 23-17-1.4  
2-2-2.0 --- 3RD DOWN (YARDS - ATT - AVG) --- 0-2-0.0

#### RUSHING

23 --- ATTEMPTS --- 16  
135 --- YARDS --- 73  
5.9 --- AVERAGE --- 4.6  
0 --- TOUCHDOWNS --- 0

#### PASSING

34 --- ATTEMPTS --- 25  
20 --- COMPLETIONS --- 13  
179 --- YARDS --- 202  
5.3 --- AVERAGE --- 8.1  
73 --- YARDS AFTER CATCH --- 132  
2 --- INTERCEPTIONS --- 2  
1 --- TOUCHDOWNS --- 1  
38 --- LONG --- 102  
59.0% --- COMPLETION % --- 52.0%

59.4 --- EFFICIENCY --- 64.4

#### TURNOVERS

1 --- FUMBLES --- 1  
0 --- FUMBLES LOST --- 0  
2 --- INTERCEPTIONS --- 2  
1 --- DOWNS --- 1

#### PENALTIES

5-37 --- TOTAL PENALTIES (NO - YARDS) --- 7-48  
0-0 --- OFFENCE (NO - YARDS) --- 1-10  
2-5 --- DEFENCE (NO - YARDS) --- 5-23  
3 - 32 --- SPECIAL TEAMS (NO - YARDS) --- 1-15

#### DEFENCE

34 --- DEFENSIVE TACKLES --- 46  
7 --- SPECIAL TEAMS TACKLES --- 9  
41 --- TOTAL TACKLES --- 55  
5 --- QB SACKS --- 2  
1 --- FORCED FUMBLES --- 0  
0 --- PASS KNOCKDOWNS --- 0  
2 --- INTERCEPTIONS --- 2  
0 --- FUMBLE RETURNS --- 0



**WEEK 2 (@ BC)**  
SATURDAY, JUNE, 17  
Attendance: 33, 103

	1st	2nd	3rd	4th	FINAL
<b>EDM</b>	0	0	0	0	<b>0</b>
<b>BC</b>	0	9	10	3	<b>22</b>

### SCORING SUMMARY

#### 1<sup>ST</sup> QUARTER

NO SCORING

#### 2<sup>ND</sup> QUARTER

12:58 | S. WHYTE Field Goal (16 yds)----- 3-0 BC  
1:26 | S. WHYTE Field Goal (48 yds)----- 6-0 BC  
00:27 S. WHYTE Field Goal (46 yds)----- 9-0 BC

#### 3<sup>RD</sup> QUARTER

12:38 | S. WHYTE Field Goal (51 yds)----- 12-0 BC  
00:53 | V. ADAMS completed pass to D. RHYMES for 5 yards to the EDM00 - TD; convert kick good----- 19-0 BC

#### 4<sup>TH</sup> QUARTER

5:48 | S. WHYTE Field Goal (42 yds)----- 22-0 BC

### TEAM STATISTICS

**EDM**                      **BC**

#### OFFENCE

139 --- YARDS --- 416  
24:11 --- POSSESSION TIME --- 26:22  
82-20-4.1 --- 1ST DOWN (YARDS - ATT - AVG) --- 246-35-7.2  
55-15-3.7 --- 2ND DOWN (YARDS - ATT - AVG) --- 167-26-6.7  
2-1-2.0 --- 3RD DOWN (YARDS - ATT - AVG) --- 6-3-3.0

#### RUSHING

12 --- ATTEMPTS --- 25  
54 --- YARDS --- 119  
4.5 --- AVERAGE --- 4.8  
0 --- TOUCHDOWNS --- 0

#### PASSING

23 --- ATTEMPTS --- 25  
13 --- COMPLETIONS --- 13  
91 --- YARDS --- 202  
5.3 --- AVERAGE --- 8.1  
51 --- YARDS AFTER CATCH --- 83  
0 --- INTERCEPTIONS --- 1  
0 --- TOUCHDOWNS --- 1  
16 --- LONG --- 36  
57.0% --- COMPLETION % --- 71.0%  
66.8 --- EFFICIENCY --- 97.1

#### TURNOVERS

4 --- FUMBLES --- 0  
2 --- FUMBLES LOST --- 0  
0 --- INTERCEPTIONS --- 1  
0 --- DOWNS --- 0

#### PENALTIES

8-65 --- TOTAL PENALTIES (NO - YARDS) --- 9-80  
4-25 --- OFFENCE (NO - YARDS) --- 3-25  
1-10 --- DEFENCE (NO - YARDS) --- 3-25  
3-30 --- SPECIAL TEAMS (NO - YARDS) --- 3-30

#### DEFENCE

50 --- DEFENSIVE TACKLES --- 25  
6 --- SPECIAL TEAMS TACKLES --- 6  
56 --- TOTAL TACKLES --- 31  
1 --- QB SACKS --- 1  
0 --- FORCED FUMBLES --- 3  
0 --- PASS KNOCKDOWNS --- 0  
1 --- INTERCEPTIONS --- 0  
0 --- FUMBLE RETURNS --- 2



**WEEK 3 (vs. TOR)**  
SUNDAY, JUNE, 25  
Attendance: 20, 817

	1st	2nd	3rd	4th	FINAL
<b>TOR</b>	7	11	18	7	<b>43</b>
<b>EDM</b>	7	10	0	14	<b>31</b>

### SCORING SUMMARY

#### 1<sup>ST</sup> QUARTER

8:19 | T. CORNELIUS completed pass to K. BROWN for 13 yards to the TOR00 - TD; convert kick good----- 7-0 EDM  
 1:44 | A. OUELLETTE Run (3 yds) to EDM00 - TD; convert kick good----- 7-7 TIE

#### 2<sup>ND</sup> QUARTER

11:11 | C. KELLY pass intercepted by L. PURIFOY, returned 27 yards to the TOR00 - TD; convert kick good----- 14-7 EDM  
 9:12 | B. BEDE Field Goal (42 yds)----- 14-10 EDM  
 5:23 | J. HAGGERTY punt 64 yards - Single----- 14-11 EDM  
 1:27 | C. KELLY pass completed to D. UNGERER III for 44 yards to the EDM00 - TD; convert kick good----- 18-14 TOR  
 00:01 | D. FAITHFULL Field Goal (18 yds)----- 18-17 TOR

#### 3<sup>RD</sup> QUARTER

11:13 | A. OUELLETTE Run (2 yds) to EDM00 - TD; 2-point conversion successful----- 26-17 TOR  
 7:06 | A. OUELLETTE Run (4 yds) to EDM00 - TD; convert kick good----- 33-17 TOR  
 3:58 | B. BEDE Field Goal (16 yds)----- 36-17 TOR

#### 4<sup>TH</sup> QUARTER

5:57 | J. DOEGE pass intercepted by R. Metchie, returned 15 yards to the EDM00 - TD; convert kick good----- 43-17 TOR  
 2:44 | J. DOEGE pass completed to V. FORBES-MOMBLEAU for 2 yards to the TOR00 - TD; 2-point conversion successful-- 43-25 TOR  
 00:22 | J. DOEGE pass completed to V. FORBES-MOMBLEAU for 84 yards to the TOR00 - TD; 2-point conversion unsuccessful----- 43-31 TOR

### TEAM STATISTICS

TOR	EDM
<b>OFFENCE</b>	
457 --- YARDS --- 299	
33:37 --- POSSESSION TIME --- 26:23	
337-37-9.4 --- 1ST DOWN (YARDS - ATT - AVG) --- 152-28-5.4	
118-22-5.4 --- 2ND DOWN (YARDS - ATT - AVG) --- 160-16-10.0	
0-1-0.0 --- 3RD DOWN (YARDS - ATT - AVG) --- 4-4-1.3	
<b>RUSHING</b>	
37 --- ATTEMPTS --- 14	
194 --- YARDS --- 51	
5.2 --- AVERAGE --- 3.6	
3 --- TOUCHDOWNS --- 0	
<b>PASSING</b>	
23 --- ATTEMPTS --- 29	
13 --- COMPLETIONS --- 23	
264 --- YARDS --- 298	
11.5 --- AVERAGE --- 10.3	
122 --- YARDS AFTER CATCH --- 140	
1 --- INTERCEPTIONS --- 1	
1 --- TOUCHDOWNS --- 3	
44 --- LONG --- 84	
57.0% --- COMPLETION % --- 79.0%	
75.3 --- EFFICIENCY --- 131.1	
<b>TURNOVERS</b>	
1 --- FUMBLES --- 3	
0 --- FUMBLES LOST --- 2	
2 --- INTERCEPTIONS --- 1	
1 --- DOWNS --- 2	
<b>PENALTIES</b>	
9-101 --- TOTAL PENALTIES (NO - YARDS) --- 7-65	
2-15 --- OFFENCE (NO - YARDS) --- 0-0	
4-57 --- DEFENCE (NO - YARDS) --- 5-50	
3-29 --- SPECIAL TEAMS (NO - YARDS) --- 2-15	
<b>DEFENCE</b>	
36 --- DEFENSIVE TACKLES --- 46	
9 --- SPECIAL TEAMS TACKLES --- 9	
45 --- TOTAL TACKLES --- 55	
6 --- QB SACKS --- 0	
2 --- FORCED FUMBLES --- 1	
0 --- PASS KNOCKDOWNS --- 0	
1 --- INTERCEPTIONS --- 2	
2 --- FUMBLE RETURNS --- 0	



**WEEK 4 (@ OTT)**  
FRIDAY, JUNE, 30  
Attendance: 18, 145

	1st	2nd	3rd	4th	FINAL
<b>EDM</b>	0	0	6	1	<b>7</b>
<b>OTT</b>	10	6	0	10	<b>26</b>

### SCORING SUMMARY

#### 1<sup>ST</sup> QUARTER

5:46 | L. WARD Field Goal (35 yds)----- 3-0 OTT  
 4:05 | T. ADAMS completed pass to M. DUBOIS for 54 yards to the EDM00 - TD; convert kick good----- 10-0 OTT

#### 2<sup>ND</sup> QUARTER

9:41 | L. WARD Field Goal (50 yds)----- 13-0 OTT  
 5:18 | L. WARD Field Goal (15 yds)----- 16-0 OTT

#### 3<sup>RD</sup> QUARTER

4:26 | J. DOEGE completed pass yo M. FFRENCH for 3 yards to OTT00 - TD; 2-point convert failed----- 16-6 OTT

#### 4<sup>TH</sup> QUARTER

-- | L. WARD Field Goal (41yds)----- 19-6 OTT  
 11:44 | J. JULIEN punt 54 yards - Single----- 19-7 OTT  
 7:06 | D. TUGGLE Run (9 yds) to EDM00 - TD; convert kick good----- 26-7 OTT

### TEAM STATISTICS

EDM	OTT
<b>OFFENCE</b>	
253 --- YARDS --- 375	
27:25 --- POSSESSION TIME --- 29:43	
131-28-4.9 --- 1ST DOWN (YARDS - ATT - AVG) --- 237-32-7.4	
122-22-5.5 --- 2ND DOWN (YARDS - ATT - AVG) --- 139-22-6.6	
0-1-0.0 --- 3RD DOWN (YARDS - ATT - AVG) --- -1-1/-1.0	
<b>RUSHING</b>	
14 --- ATTEMPTS --- 30	
56 --- YARDS --- 208	
4.0 --- AVERAGE --- 6.9	
0 --- TOUCHDOWNS --- 1	
<b>PASSING</b>	
33 --- ATTEMPTS --- 20	
19 --- COMPLETIONS --- 14	
223 --- YARDS --- 185	
6.8 --- AVERAGE --- 9.3	
52 --- YARDS AFTER CATCH --- 118	
3 --- INTERCEPTIONS --- 0	
1 --- TOUCHDOWNS --- 1	
38 --- LONG --- 54	
58.0% --- COMPLETION % --- 70.0%	
50.4 --- EFFICIENCY --- 115.6	
<b>TURNOVERS</b>	
0 --- FUMBLES --- 0	
0 --- FUMBLES LOST --- 0	
3 --- INTERCEPTIONS --- 0	
1 --- DOWNS --- 0	
<b>PENALTIES</b>	
10-69 --- TOTAL PENALTIES (NO - YARDS) --- 6-50	
3-15 --- OFFENCE (NO - YARDS) --- 1-10	
4-19 --- DEFENCE (NO - YARDS) --- 1-5	
3-35 --- SPECIAL TEAMS (NO - YARDS) --- 4-35	
<b>DEFENCE</b>	
45 --- DEFENSIVE TACKLES --- 35	
9 --- SPECIAL TEAMS TACKLES --- 7	
54 --- TOTAL TACKLES --- 42	
1 --- QB SACKS --- 4	
0 --- FORCED FUMBLES --- 0	
2 --- PASS KNOCKDOWNS --- 4	
0 --- INTERCEPTIONS --- 3	
0 --- FUMBLE RETURNS --- 0	



WEEK 5 (@ SSK) THURSDAY, JULY, 6 Attendance: 27, 197

Table with 6 columns: Team, 1st, 2nd, 3rd, 4th, FINAL. Rows for EDM and SSK.

SCORING SUMMARY

1ST QUARTER 7:07 | D. FAITHFULL Field Goal NO GOOD - Single----- 1-0 EDM
2ND QUARTER 12:22 | J. JULIEN punt 85 yards - Single----- 2-0 EDM
3RD QUARTER 11:48 | J. JULIEN punt 56 yards - Single----- 4-3 EDM
4TH QUARTER 1:06 | T. HARRIS completed pass to M. PICTON for 4 yards to the EDM00 - TD; 2-point conversion successful----- 11-11 TIE

TEAM STATISTICS

Table with 2 columns: EDM, SSK. Rows for OFFENCE, RUSHING, PASSING, TURNOVERS, PENALTIES, DEFENCE.



WEEK 6 (vs. HAM) THURSDAY, JULY, 13 Attendance: 21, 173

Table with 6 columns: Team, 1st, 2nd, 3rd, 4th, FINAL. Rows for HAM and EDM.

SCORING SUMMARY

1ST QUARTER 11:31 | D. FAITHFULL Field Goal (24 yds)----- 3-0 EDM
2ND QUARTER 3:43 | D. FAITHFULL Field Goal (40 yds)----- 6-0 EDM
3RD QUARTER 13:59 | T. CORNELIUS completed pass to K. MOORE for 54 yards to the HAM00 - TD; convert kick good----- 13-10 EDM
4TH QUARTER 11:42 | K. BROWN Run (2 yds) to HAM00 - TD; convert kick no good----- 34-19 HAM

TEAM STATISTICS

Table with 2 columns: HAM, EDM. Rows for OFFENCE, RUSHING, PASSING, TURNOVERS, PENALTIES, DEFENCE.



**WEEK 7 (@ WPG)**

THURSDAY, JULY, 20

Attendance: 28, 512

	1st	2nd	3rd	4th	FINAL
<b>EDM</b>	0	6	8	0	<b>14</b>
<b>WPG</b>	6	0	15	7	<b>28</b>

**SCORING SUMMARY**

**1<sup>ST</sup> QUARTER**

1:06 | D. PRUKOP Run (2 yds)- to EDM00 - TD; convert kick no good----- 6-0 WPG

**2<sup>ND</sup> QUARTER**

8:39 | D. FAITHFULL Field Goal (28 yds)----- 6-3 WPG  
00:53 | D. FAITHFULL Field Goal (30 yds)----- 6-6 TIE

**3<sup>RD</sup> QUARTER**

10:26 | S. CASTILLO Field Goal (46 yds)----- 9-6 WPG  
8:51 | J. JULIEN punt 54 yards - Single----- 9-7 WPG  
8:29 | Z. COLLAROS pass completed to N. DEMSKI for 70 yards to the EDM00 - TD; convert kick good----- 16-7 WPG  
6:26 | T. CORNELIUS pass completed to D. MITCHELL for 80 yards to the WPG00 - TD; convert kick good----- 16-14 WPG  
4:29 | T. CORNELIUS pass incomplete, WPG Safety Touch----- 18-14 WPG  
1:06 | S. CASTILLO Field Goal (21 yds)----- 21-14 WPG

**4<sup>TH</sup> QUARTER**

7:07 | Z. COLLAROS pass completed to R. BAILEY for 6 yards to the EDM00 - TD; convert kick good----- 28-14 WPG

**TEAM STATISTICS**

**EDM WPG**

**OFFENCE**

309 --- YARDS --- 424

25:59 --- POSSESSION TIME --- 32:24

143-27-5.3 --- 1ST DOWN (YARDS - ATT - AVG) --- 250-30-8.3

166-18-9.2 --- 2ND DOWN (YARDS - ATT - AVG) --- 175-20-8.8

0-2-0.0 --- 3RD DOWN (YARDS - ATT - AVG) --- 2-3-1.0

**RUSHING**

15 --- ATTEMPTS --- 24

108 --- YARDS --- 129

7.2 --- AVERAGE --- 5.4

0 --- TOUCHDOWNS --- 1

**PASSING**

29 --- ATTEMPTS --- 24

17 --- COMPLETIONS --- 20

220 --- YARDS --- 308

7.6 --- AVERAGE --- 12.8

89 --- YARDS AFTER CATCH --- 89

2 --- INTERCEPTIONS --- 1

1 --- TOUCHDOWNS --- 2

80 --- LONG --- 70

59.0% --- COMPLETION % --- 83.0%

68.0 --- EFFICIENCY --- 129.2

**TURNOVERS**

0 --- FUMBLES --- 1

0 --- FUMBLES LOST --- 1

2 --- INTERCEPTIONS --- 1

1 --- DOWNS --- 2

**PENALTIES**

8-57 --- TOTAL PENALTIES (NO - YARDS) --- 3-40

3-7 --- OFFENCE (NO - YARDS) --- 1-10

2-15 --- DEFENCE (NO - YARDS) --- 1-15

3-35 --- SPECIAL TEAMS (NO - YARDS) --- 1-15

**DEFENCE**

43 --- DEFENSIVE TACKLES --- 36

8 --- SPECIAL TEAMS TACKLES --- 7

51 --- TOTAL TACKLES --- 43

2 --- QB SACKS --- 3

0 --- FORCED FUMBLES --- 0

1 --- PASS KNOCKDOWNS --- 4

1 --- INTERCEPTIONS --- 2

1 --- FUMBLE RETURNS --- 0



**WEEK 8 (vs. BC)**

SATURDAY, JULY, 29

Attendance: 24, 613

	1st	2nd	3rd	4th	FINAL
<b>BC</b>	6	10	8	3	<b>27</b>
<b>EDM</b>	0	0	0	0	<b>0</b>

**SCORING SUMMARY**

**1<sup>ST</sup> QUARTER**

8:35 | S. WHYTE Field Goal (26 yds)----- 3-0 BC  
00:40 | S. WHYTE Field Goal (16 yds)----- 6-0 BC

**2<sup>ND</sup> QUARTER**

5:11 | D. EVANS pass completed to J. MCINNIS for 23 yards to the EDM00 - TD; convert kick good----- 13-0 BC  
00:00 | S. WHYTE Field Goal (41 yds)----- 16-0 BC

**3<sup>RD</sup> QUARTER**

10:46 | D. EVANS pass completed to T. MIZZELL for 23 yards to the EDM00 - TD; convert kick good----- 23-0 BC  
5:00 | S. FLINTOFT punt 64 yards - Single----- 24-0 BC

**4<sup>TH</sup> QUARTER**

00:20 | S. WHYTE Field Goal (25 yds)----- 27-0 BC

**TEAM STATISTICS**

**BC EDM**

**OFFENCE**

425 --- YARDS --- 219

35:15 --- POSSESSION TIME --- 22:21

218-35-6.2--- 1ST DOWN (YARDS - ATT - AVG) --- 94-23-4.1

188-25-7.5 --- 2ND DOWN (YARDS - ATT - AVG) --- 125-18-6.9

19-1-19.0 --- 3RD DOWN (YARDS - ATT - AVG) --- 0-1-0.0

**RUSHING**

23 --- ATTEMPTS --- 11

119 --- YARDS --- 45

5.2 --- AVERAGE --- 4.1

0 --- TOUCHDOWNS --- 0

**PASSING**

33 --- ATTEMPTS --- 30

25 --- COMPLETIONS --- 16

330 --- YARDS --- 187

10.0 --- AVERAGE --- 6.2

68 --- YARDS AFTER CATCH --- 91

0 --- INTERCEPTIONS --- 2

2 --- TOUCHDOWNS --- 0

55 --- LONG --- 54

76.0% --- COMPLETION % --- 53.0%

130.1 --- EFFICIENCY --- 46.5

**TURNOVERS**

0 --- FUMBLES --- 0

2 --- FUMBLES LOST --- 0

0 --- INTERCEPTIONS --- 2

0 --- DOWNS --- 0

**PENALTIES**

8-77 --- TOTAL PENALTIES (NO - YARDS) --- 13-177

2-15 --- OFFENCE (NO - YARDS) --- 3-30

4-40 --- DEFENCE (NO - YARDS) --- 6-97

2-22 --- SPECIAL TEAMS (NO - YARDS) --- 4-50

**DEFENCE**

28 --- DEFENSIVE TACKLES --- 53

7 --- SPECIAL TEAMS TACKLES --- 9

35 --- TOTAL TACKLES --- 62

1 --- QB SACKS --- 5

0 --- FORCED FUMBLES --- 0

3 --- PASS KNOCKDOWNS --- 1

2 --- INTERCEPTIONS --- 0

0 --- FUMBLE RETURNS --- 0





WEEK 10 (vs. WPG) THURSDAY, AUGUST, 10 Attendance: 19, 921

Scoreboard table for Week 10 vs WPG showing scores for 1st, 2nd, 3rd, 4th quarters and final score (WPG 38, EDM 29).

SCORING SUMMARY

1st QUARTER: 14:35 | K. BROWN Run (65 yds) to WPG00 - TD; convert kick good... 7-0 EDM. 2nd QUARTER: 11:30 | Z. COLLAROS pass intercepted by L. PURIFOY... 22-0 EDM. 3rd QUARTER: 5:10 | D. BROWN pass completed to N. DEMSKI... 22-17 EDM. 4th QUARTER: 13:48 | D. BROWN pass completed to K. LAWLER... 31-29 WPG.

TEAM STATISTICS

Team statistics table for Week 10 comparing WPG and EDM across categories: OFFENCE, RUSHING, PASSING, TURNOVERS, PENALTIES, and DEFENCE.



WEEK 11 (@ HAM) THURSDAY, AUGUST, 17 Attendance: 20, 912

Scoreboard table for Week 11 @ HAM showing scores for 1st, 2nd, 3rd, 4th quarters and final score (EDM 24, HAM 10).

SCORING SUMMARY

1st QUARTER: 1:18 | T. FORD pass completed to S. DUNBAR for 29 yards to the HAM00 - TD; convert kick good... 7-0 EDM. 2nd QUARTER: 14:50 | J. BUTLER Run (2 yds) to EDM 00 - TD; convert kick good... 7-6 EDM. 3rd QUARTER: 8:53 | D. FAITHFULL Field Goal (18 yds)... 24-10 EDM.

TEAM STATISTICS

Team statistics table for Week 11 comparing EDM and HAM across categories: OFFENCE, RUSHING, PASSING, TURNOVERS, PENALTIES, and DEFENCE.



WEEK 12 (vs. OTT) SUNDAY, AUGUST, 27 Attendance: 23, 825

Scoreboard table for Week 12 showing scores for 1st, 2nd, 3rd, 4th quarters and final score (OTT 20, EDM 30).

SCORING SUMMARY

1st QUARTER 13:32 | R. LEONE punt 74 yards - Single----- 1-0 OTT
2nd QUARTER 13:57 | T. FORD Run (8 yds) to OTT00 - TD; convert kick good- 7-1 EDM
3rd QUARTER 13:00 | T. CORNELIUS Run (1 yd) to OTT00- TD; convert kick good----- 24-5 EDM
4th QUARTER 14:22 | D. WILLIAMS Run (23 yds) to EDM00 - TD; 2-point conversion unsuccessful----- 27-14 EDM

TEAM STATISTICS

OTT EDM OFFENCE 287 --- YARDS --- 469 24:02 --- POSSESSION TIME --- 35:58 177-29-61 --- 1ST DOWN (YARDS - ATT - AVG) --- 286-33-8.7
RUSHING 23 --- ATTEMPTS --- 32 121 --- YARDS --- 163 5.3 --- AVERAGE --- 5.1 2 --- TOUCHDOWNS --- 2
PASSING 26 --- ATTEMPTS --- 18 17 --- COMPLETIONS --- 15 172 --- YARDS --- 317 6.6 --- AVERAGE --- 17.6 50 --- YARDS AFTER CATCH --- 136
TURNOVERS 2 --- FUMBLES --- 0 0 --- FUMBLES LOST --- 0 0 --- INTERCEPTIONS --- 0 0 --- DOWNS --- 0
PENALTIES 8-90 --- TOTAL PENALTIES (NO - YARDS) --- 13-124 1-15 --- OFFENCE (NO - YARDS) --- 6-63
DEFENCE 46 --- DEFENSIVE TACKLES --- 39 5 --- SPECIAL TEAMS TACKLES --- 5 51 --- TOTAL TACKLES --- 44 2 --- QB SACKS --- 1 0 --- FORCED FUMBLES --- 1 1 --- PASS KNOCKDOWNS --- 3 0 --- INTERCEPTIONS --- 0 0 --- FUMBLE RETURNS --- 0



WEEK 13 (@ CGY) MONDAY, SEPTEMBER, 4 Attendance: 26, 741

Scoreboard table for Week 13 showing scores for 1st, 2nd, 3rd, 4th quarters and final score (EDM 7, CGY 4; EDM 11, CGY 6; EDM 10, CGY 3; EDM 3, CGY 22; EDM 31, CGY 35).

SCORING SUMMARY

1st QUARTER 11:06 | R. PAREDES Field Goal (15 yds)----- 3-0 CGY 5:54 | C. GRACE punt 65 yards - Single----- 4-0 CGY 1:14 | T. CORNELIUS Run (1 yd) to CGY00 - TD; convert kick good----- 7-4 EDM
2nd QUARTER 9:17 | R. PAREDES Field Goal (24 yds)----- 7-7 TIE 8:04 | J. JULIEN punt 76 yards - Single----- 8-7 EDM 3:19 | D. FAITHFULL Field Goal (24 yds)----- 11-7 EDM 00:35 | K. MOORE completed pass to S. DUNBAR for 5 yards to the CGY00 - TD; convert kick good----- 18-7 EDM 00:00 | R. PAREDES Field Goal (48 yds)----- 18-10 EDM
3rd QUARTER 9:53 | D. FAITHFULL Field Goal (39 yds)----- 21-10 EDM 5:31 | R. PAREDES Field Goal (32 yds)----- 21-13 EDM 00:00 | T. FORD pass completed to S. DUNBAR for 5 yards to the CGY00 - TD; convert kick good----- 28-13 EDM
4th QUARTER 10:06 | J. MAIER Run (5 yds) to EDM00 - TD; convert kick good----- 28-20 EDM 9:51 | D. FAITHFULL Field Goal (46 yds)----- 31-20 EDM 3:02 | T. STEVENS Run (1 yd) to EDM00 - TD; 2-point conversion unsuccessful----- 31-28 EDM 00:26 | D. MILLS Run (4 yds) to EDM00 - TD; convert kick good----- 35-31 CGY

TEAM STATISTICS

EDM CGY OFFENCE 389 --- YARDS --- 401 31:34--- POSSESSION TIME --- 28:26 255-33-7.7 --- 1ST DOWN (YARDS - ATT - AVG) --- 244-36-6.8 134-22-6.1 --- 2ND DOWN (YARDS - ATT - AVG) --- 127-19-6.7 0-0-0.0 --- 3RD DOWN (YARDS - ATT - AVG) --- 30-2-15.0
RUSHING 30 --- ATTEMPTS --- 17 239 --- YARDS --- 107 8.0 --- AVERAGE --- 6.3 1 --- TOUCHDOWNS --- 3
PASSING 24 --- ATTEMPTS --- 34 15 --- COMPLETIONS --- 27 156 --- YARDS --- 315 6.5 --- AVERAGE --- 9.3 68 --- YARDS AFTER CATCH --- 157 0 --- INTERCEPTIONS --- 1 2 --- TOUCHDOWNS --- 0 19 --- LONG --- 52 63.0% --- COMPLETION % --- 79.0% 1101 --- EFFICIENCY --- 97.2
TURNOVERS 1 --- FUMBLES --- 1 0 --- FUMBLES LOST --- 0 0 --- INTERCEPTIONS --- 1 0 --- DOWNS --- 0
PENALTIES 6-85 --- TOTAL PENALTIES (NO - YARDS) --- 7-69 1-10 --- OFFENCE (NO - YARDS) --- 5-44 4-60 --- DEFENCE (NO - YARDS) --- 1-10 1-15 --- SPECIAL TEAMS (NO - YARDS) --- 1-15
DEFENCE 44 --- DEFENSIVE TACKLES --- 42 7 --- SPECIAL TEAMS TACKLES --- 7 51--- TOTAL TACKLES --- 49 3 --- QB SACKS --- 1 1 --- FORCED FUMBLES --- 1 4 --- PASS KNOCKDOWNS --- 1 1 --- INTERCEPTIONS --- 0 0 --- FUMBLE RETURNS --- 0



WEEK 14 (vs. CGY) SATURDAY, SEPTEMBER, 9 Attendance: 32, 422

Scoreboard table for Week 14 showing scores for CGY and EDM in each quarter and final score.

SCORING SUMMARY

1ST QUARTER 10:12 | K. BROWN Run (45 yds) to CGY00 - TD; convert kick good... 7-0 EDM 9:47 | R. PAREDES Field Goal (37 yds)----- 7-3 EDM 2ND QUARTER 6:39 | J. MAIER completed pass to W. LANGLAIS for 3 yards to the EDM00 - TD; convert kick good----- 10-7 CGY 00:09 | J. MAIER completed pass to R. BEGELTON for 10 yards to the EDM00 - TD; convert kick good----- 17-7 CGY 3RD QUARTER 12:03 | R. PAREDES Field Goal (25 yds)----- 20-7 CGY 2:03 | R. PAREDES Field Goal (29 yds)----- 23-7 CGY 4TH QUARTER 14:46 | T. CORNELIUS Run (1 yd) to CGY00 - TD; 2-point conversion unsuccessful----- 23-13 CGY 9:28 | T. FORD completed pass to D. MITCHELL for 32 yards to the CGY00 - TD; convert kick NO GOOD----- 23-19 CGY 5:02 | D. FAITHFULL Field Goal (40 yds)----- 23-22 CGY 00:00 | D. FAITHFULL Field Goal (42 yds)----- 25-23 EDM

TEAM STATISTICS

CGY EDM

OFFENCE

335 --- YARDS --- 387 33:01 --- POSSESSION TIME --- 24:46 164-30-5.5 --- 1ST DOWN (YARDS - ATT - AVG) --- 259-31-8.4 167-25-6.7 --- 2ND DOWN (YARDS - ATT - AVG) --- 104-17-6.1 4-1-4.0 --- 3RD DOWN (YARDS - ATT - AVG) --- 24-3-8.0

RUSHING

27 --- ATTEMPTS --- 24 125 --- YARDS --- 226 4.6 --- AVERAGE --- 9.4 0 --- TOUCHDOWNS --- 2

PASSING

29 --- ATTEMPTS --- 22 21 --- COMPLETIONS --- 14 210 --- YARDS --- 173 7.2 --- AVERAGE --- 7.9 54 --- YARDS AFTER CATCH --- 58 0 --- INTERCEPTIONS --- 2 2 --- TOUCHDOWNS --- 1 35 --- LONG --- 33 72.0% --- COMPLETION % --- 64.0% 115.6 --- EFFICIENCY --- 67.4

TURNOVERS

1 --- FUMBLES --- 1 0 --- FUMBLES LOST --- 1 0 --- INTERCEPTIONS --- 2 0 --- DOWNS --- 1

PENALTIES

8-156 --- TOTAL PENALTIES (NO - YARDS) --- 7-71 2-30 --- OFFENCE (NO - YARDS) --- 2-15 3-91 --- DEFENCE (NO - YARDS) --- 1-15 3-35 --- SPECIAL TEAMS (NO - YARDS) --- 2-41

DEFENCE

35 --- DEFENSIVE TACKLES --- 49 10 --- SPECIAL TEAMS TACKLES --- 7 45 --- TOTAL TACKLES --- 56 2 --- QB SACKS --- 0 1 --- FORCED FUMBLES --- 0 3 --- PASS KNOCKDOWNS --- 3 2 --- INTERCEPTIONS --- 0 1 --- FUMBLE RETURNS --- 0



WEEK 15 (@ SSK) FRIDAY, SEPTEMBER, 18 Attendance: 25, 304

Scoreboard table for Week 15 showing scores for EDM and SSK in each quarter and final score.

SCORING SUMMARY

1ST QUARTER 8:21 | B. LAUTHER Field Goal (26 yds)----- 3-0 SSK 1:36 | J. DOLEGALA completed pass to S. BANE Jr. for 13 yards to the EDM00 - TD; convert kick good----- 10-0 SSK 2ND QUARTER 13:46 | T. CORNELIUS completed pass to A. LEONARD for 10 yards to the SSK00 - TD; convert kick good----- 10-7 SSK 8:20 | B. LAUTHER Field Goal (30 yds)----- 13-7 SSK 2:58 | D. FAITHFULL Field Goal (16 yds)----- 13-10 SSK 3RD QUARTER 11:44 | D. FAITHFULL Field Goal (40 yds)----- 13-13 TIE 9:03 | J. DOLEGALA completed pass to T. JONES for 26 yards to the EDM00 - TD; convert kick good----- 20-13 SSK 4:54 | K. BROWN Run (35 yds) to SSK00 - TD; convert kick good----- 20-20 TIE 1:10 | J. DOLEGALA completed pass to S. BANE Jr. for 12 yards to the EDM00 - TD; convert kick good----- 27-20 SSK 4TH QUARTER 12:51 | T. FORD completed pass to E. LEWIS for 30 yards to the SSK00 - TD; convert kick good----- 27-27 TIE 5:57 | T. FORD Run (10 yds) to SSK00 - TD; convert kick good- 34-27 EDM 1:54 | J. DOLEGALA sacked for loss of 4 yards to SSK00. S. ACHEAMPONG Safety Touch----- 36-27 EDM

TEAM STATISTICS

EDM SSK

OFFENCE

437 --- YARDS --- 317 31:51 --- POSSESSION TIME --- 21:26 231-34-6.8 --- 1ST DOWN (YARDS - ATT - AVG) --- 158-28-5.6 209-26-8.0 --- 2ND DOWN (YARDS - ATT - AVG) --- 158-21-7.5 0-0-0.0 --- 3RD DOWN (YARDS - ATT - AVG) --- 1-2-0.5

RUSHING

33 --- ATTEMPTS --- 13 265 --- YARDS --- 61 8.0 --- AVERAGE --- 4.7 2 --- TOUCHDOWNS --- 0

PASSING

21 --- ATTEMPTS --- 35 14 --- COMPLETIONS --- 21 183 --- YARDS --- 270 8.7 --- AVERAGE --- 7.7 47 --- YARDS AFTER CATCH --- 91 1 --- INTERCEPTIONS --- 1 2 --- TOUCHDOWNS --- 3 38 --- LONG --- 57 67.0% --- COMPLETION % --- 60.0%

TURNOVERS

0 --- FUMBLES --- 0 0 --- FUMBLES LOST --- 0 1 --- INTERCEPTIONS --- 1 0 --- DOWNS --- 1

PENALTIES

6-80 --- TOTAL PENALTIES (NO - YARDS) --- 5-60 1-10 --- OFFENCE (NO - YARDS) --- 2-20 2-30 --- DEFENCE (NO - YARDS) --- 2-25 3-40 --- SPECIAL TEAMS (NO - YARDS) --- 1-15

DEFENCE

34 --- DEFENSIVE TACKLES --- 46 9 --- SPECIAL TEAMS TACKLES --- 8 43 --- TOTAL TACKLES --- 54 2 --- QB SACKS --- 2 0 --- FORCED FUMBLES --- 0 5 --- PASS KNOCKDOWNS --- 2 1 --- INTERCEPTIONS --- 1 0 --- FUMBLE RETURNS --- 0



WEEK 16 (vs. BC)
FRIDAY, SEPTEMBER, 22
Attendance: 25, 144

Table with 6 columns: Quarter, 1st, 2nd, 3rd, 4th, FINAL. Rows for BC and EDM.

SCORING SUMMARY

1ST QUARTER

10:43 | V. ADAMS completed pass to J. MCINNIS for 5 yards to the EDM00 - TD; convert kick good----- 7-0 BC
6:06 | V. ADAMS pass intercepted by K. GRAY, return 56 yards to the BC00 - TD; convert kick good----- 7-7 TIE
3:53 | V. ADAMS completed pass to J. COTTOY for 57 yards to the EDM00 - TD; convert kick good----- 14-7 BC
00:00 | T. MIZZELL Run (13 yds) to EDM00 - TD | convert kick good----- 21-7 BC

2nd QUARTER

1:26 | T. FORD completed pass to D. MITCHELL for 10 yards to the BC00 - TD; convert kick good----- 21-14 BC
00:48 | S. WHYTE Field Goal (12 yds)----- 24-14 BC
00:00 | D. FAITHFULL Field Goal (41 yds)----- 24-17 BC

3rd QUARTER

11:47 | D. FAITHFULL Field Goal (41 yds) NO GOOD - Single--- 24-18 BC
4:59 | D. FAITHFULL Field Goal (42 yds)----- 24-21 BC
3:33 | T. MIZZELL Run (48 yds) to EDM00 - TD; convert kick good----- 31-21 BC

4th QUARTER

6:08 | S. WHYTE Field Goal (17 yds)----- 34-21 BC
2:53 | T. FORD completed pass to D. MITCHELL for 6 yards to the BC00 - TD; convert kick good----- 34-28 BC
00:36 | S. WHYTE Field Goal (40 yds)----- 37-28 BC
00:00 | D. FAITHFULL Field Goal (50 yds) NO GOOD - Single- 37-29 BC

TEAM STATISTICS

BC EDM

OFFENCE

423 --- YARDS --- 219
25:11 --- POSSESSION TIME --- 26:10
287-30-9.6 --- 1ST DOWN (YARDS - ATT - AVG) --- 172-30-5.7
136-22-6.2 --- 2ND DOWN (YARDS - ATT - AVG) --- 38-19-2.0
0-0-0.0 --- 3RD DOWN (YARDS - ATT - AVG) --- 9-3-3.0

RUSHING

24 --- ATTEMPTS --- 16
175 --- YARDS --- 90
7.3 --- AVERAGE --- 5.6
2 --- TOUCHDOWNS --- 0

PASSING

26 --- ATTEMPTS --- 27
16 --- COMPLETIONS --- 20
265 --- YARDS --- 182
10.2 --- AVERAGE --- 6.7
145 --- YARDS AFTER CATCH --- 86
2 --- INTERCEPTIONS --- 0
2 --- TOUCHDOWNS --- 2
57 --- LONG --- 33
62.0% --- COMPLETION % --- 74.0%
92.1 --- EFFICIENCY --- 124.8

TURNOVERS

2 --- FUMBLES --- 2
1 --- FUMBLES LOST --- 0
2 --- INTERCEPTIONS --- 0
0 --- DOWNS --- 1

PENALTIES

7-108 --- TOTAL PENALTIES (NO - YARDS) --- 4-50
2-10 --- OFFENCE (NO - YARDS) --- 3-35
3-73 --- DEFENCE (NO - YARDS) --- 0-0
2-25 --- SPECIAL TEAMS (NO - YARDS) --- 1-15

DEFENCE

44 --- DEFENSIVE TACKLES --- 35
10 --- SPECIAL TEAMS TACKLES --- 11
54 --- TOTAL TACKLES --- 46
7 --- QB SACKS --- 2
2 --- FORCED FUMBLES --- 1
2 --- PASS KNOCKDOWNS --- 3
0 --- INTERCEPTIONS --- 2
0 --- FUMBLE RETURNS --- 1



**ELKS GAME HIGHS/LOWS**



**OPPONENT HIGHS/LOWS vs. EDM**

**HIGH                      LOW**

**OFFENCE**

473 (vs. HAM WK 6) --- YARDS --- 139 (@ BC WK 2)  
35:58 (vs. OTT WK 12) --- POSSESSION TIME --- 16:24 (vs. WPG WK 10)  
355-38-9.3 (vs. HAM WK 6) --- 1ST DOWN (YARDS-ATT-AVG) --- 82-20-4.1 (@ BC WK 2)  
209-26-8.0 (@ SSK WK 15) --- 2ND DOWN (YARDS-ATT-AVG) --- 23-17-1.4 (vs. SSK WK 1)  
24-3-8.0 (vs. CGY WK 14) --- 3RD DOWN (YARDS-ATT-AVG) --- 0-2-0.0 (2 times WK 7, 10)

**RUSHING**

33 (@ SSK WK 15) --- ATTEMPTS --- 11 (vs. BC WK 8)  
265 (@ SSK WK 15) --- YARDS --- 45 (vs. BC WK 8)  
9.4 (vs. CGY WK 14) --- AVERAGE --- 3.6 (vs. TOR WK 3)  
2 (4 times WK 10, 12, 14, 15) --- TDS --- 0 (7 times WK 1, 2, 3, 4, 7, 8, 16)

**PASSING**

41 (vs. HAM WK 6) --- ATTEMPTS --- 16 (vs. WPG WK 10)  
25 (vs. HAM WK 6) --- COMPLETIONS --- 12 (vs. WPG WK 10)  
378 (vs. HAM WK 6) --- YARDS --- 91 (@ BC WK 2)  
176 (vs. OTT WK 12) --- AVERAGE --- 5.3 (@ BC WK 2)  
140 (vs. TOR WK 3) --- YARDS AFTER CATCH --- 47 (@ SSK WK 15)  
3 (@ OTT WK 4) --- INTERCEPTIONS --- 0 (4 times WK 2, 12, 13, 16)  
3 (vs. TOR WK 3) --- TOUCHDOWNS --- 0 (3 times WK 2, 5, 8)  
102 (vs. SSK WK 1) --- LONG --- 16 (@ BC WK 2)  
83.0% (vs. OTT WK 12) --- COMPLETION % --- 52.0% (vs. SSK WK 1)  
158.3 (vs. OTT WK 12) --- EFFICIENCY --- 46.5 (vs. BC WK 8)

**TURNOVERS**

4 (@ BC WK 2) --- FUMBLES --- 0 (8 times WK 5, 6, 7, 8, 11, 12, 15, 16)  
2 (2 times WK 3, 11) --- DOWNS --- 0 (7 times WK 2, 5, 6, 8, 12, 13, 15)

**PENALTIES**

13-177 (vs. BC WK 8) --- TOTAL PEN (NO - YARDS) --- 5-42 (@ HAM WK 11)  
6-63 (vs. OTT WK 12) --- OFFENCE (NO - YARDS) --- 0-0 (2 times WK 3, 10)  
6-97 (vs. BC WK 8) --- DEFENCE (NO - YARDS) --- 0-0 (2 times WK 5, 16)  
5-70 (vs. HAM WK 6) --- SPECIALS (NO - YARDS) --- 1-15 (4 times WK 1, 11, 13, 16)

**DEFENCE**

53 (vs. BC WK 8) --- DEFENSIVE TACKLES --- 31 (vs. HAM WK 6)  
9 (5 times WK 1, 3, 4, 8, 15) --- SPECIAL TEAMS TACKLES --- 4 (vs. WPG WK 10)  
62 (vs. BC WK 8) --- TOTAL TACKLES --- 38 (vs. HAM WK 6)  
7 (@ HAM WK 11) --- QB SACKS --- 0 (2 times WK 3, 14)  
1 (6 times WK 3, 5, 11, 12, 13, 16) --- FORCED FUMBLES --- 0 (9 times WK 1, 2, 4, 6, 7, 8, 10, 14, 15)  
5 (@ SSK WK 15) --- PASS KNOCKDOWNS --- 0 (3 times WK 1, 2, 3)  
2 (3 times WK 1, 3, 16) --- INTERCEPTIONS --- 0 (6 times WK 4, 6, 8, 11, 12, 14)  
1 (5 times WK 5, 6, 7, 11, 16) --- FUMBLE RETURNS --- 0 (10 times WK 1, 2, 3, 4, 8, 10, 12, 13, 14, 15)

**HIGH                      LOW**

**OFFENCE**

457 (vs. TOR WK 3) --- YARDS --- 287 (vs. OTT WK 12)  
35:15 (vs. BC WK 8) --- POSSESSION TIME --- 21:26 (@ SSK WK 15)  
337-37-9.4 (vs. TOR WK 3) --- 1ST DOWN (YARDS-ATT-AVG) --- 136-33-4.1 (vs. SSK WK 1)  
200-17-11.8 (vs. HAM WK 6) --- 2ND DOWN (YARDS-ATT-AVG) --- 84-17-4.9 (vs. OTT WK 12)  
30-2-15.0 (@ CGY WK 13) --- 3RD DOWN (YARDS-ATT-AVG) --- 0-1-0.0 (vs. TOR WK 3)

**RUSHING**

37 (vs. TOR WK 3) --- ATTEMPTS --- 13 (@ SSK WK 15)  
208 (@ OTT WK 4) --- YARDS --- 61 (@ SSK WK 15)  
7.9 (vs. HAM WK 6) --- AVERAGE --- 4.6 (vs. CGY WK 14)  
3 (2 times WK 3, 13) --- TDS --- 0 (5 times WK 1, 5, 8, 14, 15)

**PASSING**

35 (2 times WK 2, 15) --- ATTEMPTS --- 21 (vs. HAM WK 6)  
27 (@ CGY WK 13) --- COMPLETIONS --- 12 (vs. HAM WK 6)  
330 (vs. BC WK 8) --- YARDS --- 172 (vs. OTT WK 12)  
12.8 (@ WPG WK 7) --- AVERAGE --- 5.3 (vs. SSK WK 1)  
157 (@ CGY WK 13) --- YARDS AFTER CATCH --- 48 (@ SSK WK 5)  
2 (2 times WK 1, 16) --- INTERCEPTIONS --- 0 (6 times WK 4, 6, 8, 11, 12, 14)  
3 (@ SSK WK 15) --- TOUCHDOWNS --- 0 (3 times WK 11, 12, 13)  
70 (@ WPG WK 7) --- LONG --- 26 (@ HAM WK 11)  
83.0% (@ WPG WK 7) --- COMPLETION % --- 57.0% (2 times WK 3, 6)  
130.1 (vs. BC WK 8) --- EFFICIENCY --- 59.4 (vs. SSK WK 1)

**TURNOVERS**

1 (8 times WK 1, 3, 5, 6, 7, 11, 12, 16) --- FUMBLES --- 0 (5 times WK 2, 4, 8, 14, 15)  
2 (@ WPG WK 7) --- DOWNS --- 0 (7 times WK 2, 4, 6, 8, 12, 14, 16)

**PENALTIES**

8-156 (vs. CGY WK 14) --- TOTAL PEN (NO - YARDS) --- 3-40 (@ WPG WK 7)  
5-44 (@ CGY WK 13) --- OFFENCE (NO - YARDS) --- 0-0 (2 times WK 1, 5)  
3-91 (vs. CGY WK 14) --- DEFENCE (NO - YARDS) --- 2-5 (vs. SSK WK 1)  
4-50 (vs. OTT WK 12) --- SPECIALS (NO - YARDS) --- 1-5 (@ SSK WK 5)

**DEFENCE**

48 (@ SSK WK 5) --- DEFENSIVE TACKLES --- 25 (@ BC WK 2)  
11 (vs. HAM WK 6) --- SPECIAL TEAMS TACKLES --- 5 (vs. OTT WK 12)  
54 (4 times WK 5, 6, 15, 16) --- TOTAL TACKLES --- 31 (@ BC WK 2)  
7 (vs. BC WK 16) --- QB SACKS --- 0 (@ SSK WK 5)  
3 (@ BC WK 2) --- FORCED FUMBLES --- 0 (9 times WK 4, 5, 6, 7, 8, 10, 11, 12, 15)  
4 (4 times WK 4, 5, 6, 7) --- PASS KNOCKDOWNS --- 0 (4 times WK 1, 2, 3, 10)  
3 (@ OTT WK 4) --- INTERCEPTIONS --- 0 (5 times WK 2, 11, 12, 13, 16)  
2 (2 times WK 2, 3) --- FUMBLE RETURNS --- 0 (11 times WK 1, 4, 5, 6, 7, 8, 11, 12, 13, 15, 16)